VISS Fire TVS (vertikal)

Wärmegedämmte Brandschutz-Fassaden

VISS Fire TVS (vertical)

Façades de protetcion incendie à rupture de pont thermique

VISS Fire TVS (vertical)

Thermally insulated fire-resistant façades

JANSEN

Lieferprogramm
VISS Fire TVS (vertikal)

Version 10/2018
Artikelnummer K1177901

Programme de livraison
VISS Fire TVS (vertical)

Version 10/2018
Numéro d'article K1177901

Sales range
VISS Fire TVS (vertical)

Version 10/2018
Item number K1177901

Eine Liste der aktuellen Änderungen und Ergänzungen finden Sie am Ende des Kataloges!

Une liste des dernières modifications et ajouts est disponible à la fin du catalogue!

A table of actual modifications and additions can be found at the end of the catalogue!

Bei grau hinterlegten Artikeln muss die Verfügbarkeit angefragt werden.

Pour les produits marqués en gris, la disponibilité doit être demandée.

Items which are marked in grey, the stock availability needs to be inquired.

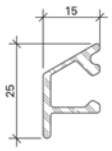

000.000

Wetterschenkel
Aluminium roh

Gewicht 0,266 kg/m
U = 0,100 m²/m
P = 0,034 m²/m

Länge 6 m

000.000

Renvoi d'eau
aluminium brut

poids 0,266 kg/m
U = 0,100 m²/m
P = 0,034 m²/m

Longueur 6 m

000.000

Weatherbar
aluminium mill finish

weight 0,266 kg/m
U = 0,100 m²/m
P = 0,034 m²/m

Length 6 m

Artikel, welche rot durchgestrichen sind, wurden aus dem Sortiment genommen.

Les articles barrés en rouge ont été retirés de la gamme.

Articles that have a red line through them have been removed from the product range.

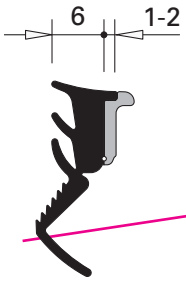

000.000

Glasdichtung mit Abreisssteg
EPDM, schwarz,
für Glasleistenseite

Einsatz siehe Seiten 34/35

VE = 100 m

000.000

Joint de vitrage avec partie déchirable
EPDM, noir,
pour côté parclose

Utilisation voir pages 34/35

UV = 100 m

000.000

Glazing weatherstrip with detachable strip
EPDM, black,
for glazing bead side

Application see pages 34/35

PU = 100 m

Systemübersicht
Systemschnitt
Typenübersicht
Zulassungen

Sommaire du système
Coupe du système
Sommaire des types
Homologations

Summary of system **2**
Cross-section trough system
Summary of types
Authorisations

Profilsortiment
Profile 50 mm
Deckprofile 50 mm
Zubehör

Assortiment de profilé
Profilés 50 mm
Profilés de recouvrement 50 mm
Accessoires

Range of profiles **8**
Profiles 50 mm
Cover sections 50 mm
Accessories

Konstruktions-Hinweise E30
Schnittpunkte
Konstruktions-Details
Anschlüsse am Bau

Consignes de construction E30
Coupes de détails
Détails de construction
Raccordement au mur

Construction instructions E30 **21**
Section details
Construction details
Attachment to structure

Konstruktions-Hinweise EI30/EI60/EI90
Schnittpunkte
Konstruktions-Details
Anschlüsse am Bau

Consignes de construction EI30/EI60/EI90
Coupes de détails
Détails de construction
Raccordement au mur

Construction instructions EI30/EI60/EI90 **47**
Section details
Construction details
Attachment to structure

Verarbeitungs-Hinweise

Indications d'usinage

Assembly instructions **77**

VISS Fire TVS (vertikal)

Wärmegedämmte, auf dem System der Trockenverglasung basierende Pfosten-Riegelkonstruktion für Brandschutz-Fassaden.

Anwendung:
E30
EI30 / EI60 / EI90

VISS Fire TVS (vertical)

Construction à montants et traverses à rupture de pont thermique basée sur le système de vitrage à sec pour façades de protection incendie.

Application:
E30
EI30 / EI60 / EI90

VISS Fire TVS (vertical)

Fully insulated curtain walling system, suitable for fire protection façades, using mullions and transoms and based on the dry glazing system.

Application:
E30
EI30 / EI60 / EI90

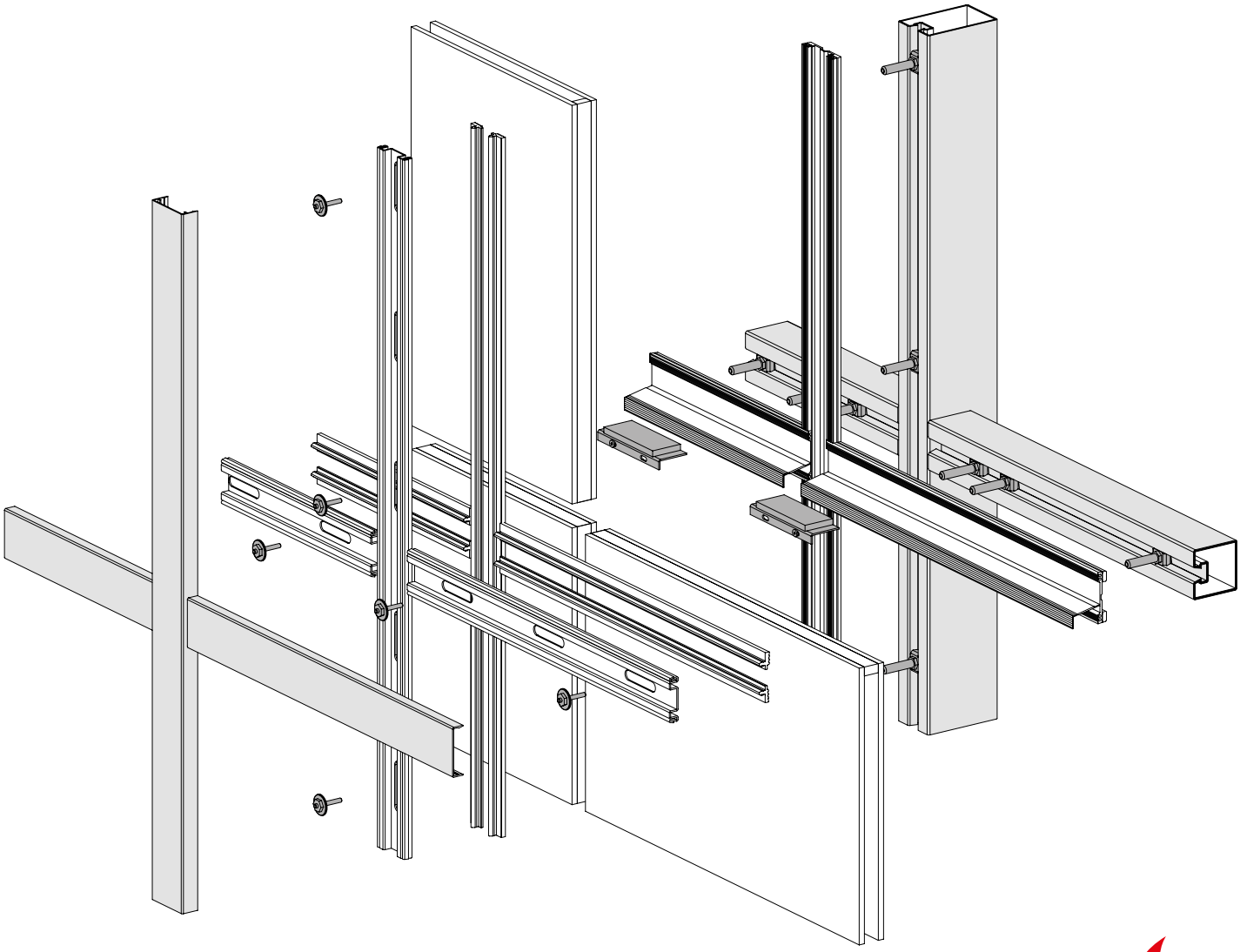



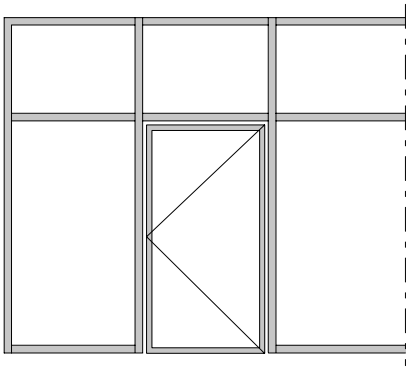

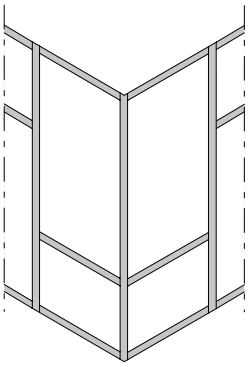

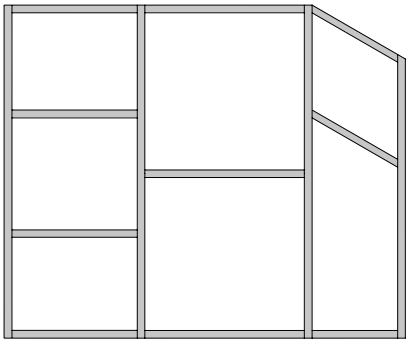

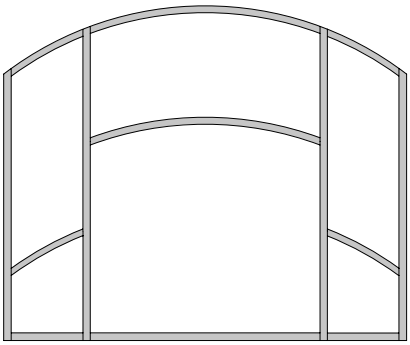



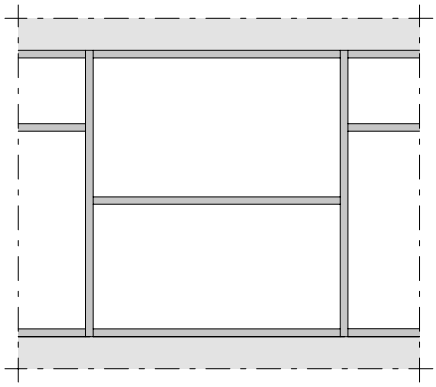

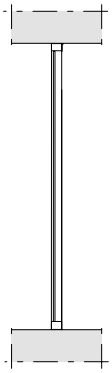

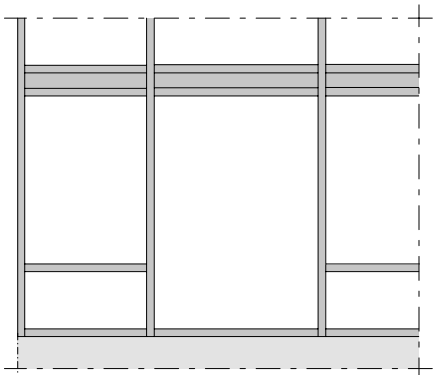

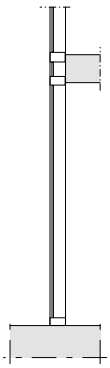

VISS Fire TVS (vertikal)
Brandschutzverglasung Klasse E

DE: **G30**
Z-19-14-590
Z-19.14-1214

G60
Z-19.14-1216

TRAV
Technische Regeln für die Verwendung von absturzsichernden Verglasungen

Prüfbescheid
J-10-02-1 „a“ Fassade
Kategorie A (900 mm)

Klemmverbindung
AbZ Z-14.4-465 (Brandschutzanker)

Pfosten-Riegel-Verbindung
AbZ Z-14.4-467 (T-Verbinder)

A: **E30 / EW30**
E60 / EW60
E90 / EW90
Klassifizierungsbericht
Nr. 100 308 27-4 IBS Linz

GB: **Integrity $^1/_2$ h, 1 h, 1$^1/_2$ h**
BS 476:Part 22:1987
P100099-1002
BRE GB-Bucknalls Lane,
Harston, Watford, Herfordshire

VISS Fire TVS (vertical)
Vitrage pare-flammes Classe E

DE: **G30**
Z-19-14-590
Z-19.14-1214

G60
Z-19.14-1216

TRAV
Règlement technique pour la sécurité anti-chute des vitrages

Prüfbescheid
J-10-02-1 „a“ Fassade
Kategorie A (900 mm)

Jonction par serrage
AbZ Z-14.4-465 (boulon d’ancrage anti-incendie)

Jonction montant-traverse
AbZ Z-14.4-467 (Raccord en T)

A: **E30 / EW30**
E60 / EW60
E90 / EW90
Klassifizierungsbericht
Nr. 100 308 27-4 IBS Linz

GB: **Integrity $^1/_2$ h, 1 h, 1$^1/_2$ h**
BS 476:Part 22:1987
P100099-1002
BRE GB-Bucknalls Lane,
Harston, Watford, Herfordshire

VISS Fire TVS (vertical)
Fire protection glazing Class E

DE: **G30**
Z-19-14-590
Z-19.14-1214

G60
Z-19.14-1216

TRAV
The technical regulations for protecting glazing against falling out

Prüfbescheid
J-10-02-1 „a“ Fassade
Kategorie A (900 mm)

Clamp connection
AbZ Z-14.4-465 (fire-proof anchor)

Mullion-transom connection
AbZ Z-14.4-467 (Connecting spigot)

A: **E30 / EW30**
E60 / EW60
E90 / EW90
Klassifizierungsbericht
Nr. 100 308 27-4 IBS Linz

GB: **Integrity $^1/_2$ h, 1 h, 1$^1/_2$ h,**
BS 476:Part 22:1987
P100099-1002
BRE GB-Bucknalls Lane,
Harston, Watford, Herfordshire

Die landesspezifischen Brandschutz-Zulassungen bzw. deren Bestimmungen und Vorschriften sind zu beachten.

Les certificats de protection incendie spécifiques au pays, leurs dispositions et leurs prescriptions doivent être respectés.

Fire-protection approvals or applicable national regulations and determinations must be observed.

VISS Fire TVS (vertikal)
Brandschutzverglasung Klasse EI

DE: **F30**
Z-19-14-1592

F90
Z-19.14-1730

TRAV
Technische Regeln für die Verwendung von absturzsichernden Verglasungen

Prüfbescheid
J-10-02-1 „a“ Fassade
Kategorie A (900 mm)

Klemmverbindung
AbZ Z-14.4-465 (Brandschutzanker)

Pfosten-Riegel-Verbindung
AbZ Z-14.4-467 (T-Verbinder)

A: **EI30 / EI60**
Klassifizierungsbericht
Nr. 100 308 27-4 IBS Linz

GB: **Integrity $^1/_2$ h, 1 h, 1$^1/_2$ h**
BS 476:Part 22:1987
P100099-1002
BRE GB-Bucknalls Lane,
Harston, Watford, Herfordshire

VISS Fire TVS (vertical)
Vitrage coupe feu Classe EI

DE: **F30**
Z-19-14-1592

F90
Z-19.14-1730

TRAV
Règlement technique pour la sécurité anti-chute des vitrages

Prüfbescheid
J-10-02-1 „a“ Fassade
Kategorie A (900 mm)

Jonction par serrage
AbZ Z-14.4-465 (boulon d’ancrage anti-incendie)

Jonction montant-traverse
AbZ Z-14.4-467 (Raccord en T)

A: **EI30 / EI60**
Klassifizierungsbericht
Nr. 100 308 27-4 IBS Linz

GB: **Integrity $^1/_2$ h, 1 h, 1$^1/_2$ h**
BS 476:Part 22:1987
P100099-1002
BRE GB-Bucknalls Lane,
Harston, Watford, Herfordshire

VISS Fire TVS (vertical)
Fire protection glazing Class EI

DE: **F30**
Z-19-14-1592

F90
Z-19.14-1730

TRAV
The technical regulations for protecting glazing against falling out

Prüfbescheid
J-10-02-1 „a“ Fassade
Kategorie A (900 mm)

Clamp connection
AbZ Z-14.4-465 (fire-proof anchor)

Mullion-transom connection
AbZ Z-14.4-467 (Connecting spigot)

A: **EI30 / EI60**
Klassifizierungsbericht
Nr. 100 308 27-4 IBS Linz

GB: **Integrity $^1/_2$ h, 1 h, 1$^1/_2$ h**
BS 476:Part 22:1987
P100099-1002
BRE GB-Bucknalls Lane,
Harston, Watford, Herfordshire

Die landesspezifischen Brandschutz-Zulassungen bzw. deren Bestimmungen und Vorschriften sind zu beachten.

Les certificats de protection incendie spécifiques au pays, leurs dispositions et leurs prescriptions doivent être respectés.

Fire-protection approvals or applicable national regulations and determinations must be observed.

VISS Fire TVS (vertikal)

Produktnorm Vorhangfassade EN 13830

Luftdurchlässigkeit (EN 12152)	AE
Schlagregendichtheit (EN 12154)	RE 1200
Widerstandsfähigkeit bei Windlast (EN 13116)	
zulässige Last	2000 Pa
erhöhte Last	3000 Pa
Stossfestigkeit (EN 14019)	I5/E5

Prüfbericht 108 28793,
Gutachten 155 28793 und
Klassifizierungsbericht 100 28793,
ift DE-Rosenheim

Luftschalldämmung
nach EN ISO 140-3 (1993) und ISO/DIS 717-1 (1993), DIN 52210:

R_w = 42 dB (bei Füllelementwert mind. R_w = 42 dB)

Gutachtliche Stellungnahme vom 13.9.1996 der EMPA, Dübendorf/CH

VISS Fire TVS (vertical)

Norme de produit façade rideau EN 13830

Perméabilité à l'air (EN 12152)	AE
Etanchéité à la pluie battante (EN 12154)	RE 1200
Résistance à la charge du vent (EN 13116)	
Charge admissible	2000 pa
Charge élevée	3000 Pa
Résistance aux chocs (EN 14019)	I5/E5

Rapport d'essai 108 28793,
expertise 155 28793 et rapport de
classification 100 28793,
ift DE-Rosenheim

Isolement contre les sons aériens
selon EN ISO 140-3 (1993) et ISO/DIS 717-1 (1993), DIN 52210:

R_w = 42 dB (avec valeur du remplissage min. R_w = 42 dB)

Expertise de l'EMPA Dübendorf/CH du 13.9.1996

VISS Fire TVS (vertical)

Product approval curtain walls EN 13830

Air permeability (EN 12152)	AE
Resistance to driving rain (EN 12154)	RE 1200
Resistance to wind loads (EN 13116)	
Permissible load	2000 Pa
Increased load	3000 Pa
Impact streng (EN 14019)	I5/E5

Test report 108 28793,
appraisal report 155 28793 and
classification report 100 28793
ift DE-Rosenheim

Insulation against airborne noise
according to EN ISO 140-3 (1993) and ISO/DIS 717-1 (1993), DIN 52210:

R_w = 42 dB (with glass/infill panel min. R_w = 42 dB)

Expertise dated 13.9.1996 by
EMPA Dübendorf/CH

Einkaufszentrum Super «U», Caen/FR (Architekt: Billard Durand & Associés, Architectes et Urbanistes, Hérouville-Saint-Clair)

Profile 50 mm (Massstab 1:3)
Profilés 50 mm (échelle 1:3)
Profiles 50 mm (scale 1:3)

VISS Fire TVS (vertikal)
VISS Fire TVS (vertical)
VISS Fire TVS (vertical)

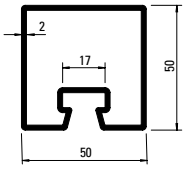

76.694
76.694 Z

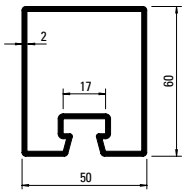

76.671
76.671 Z

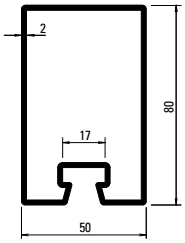

76.696
76.696 Z

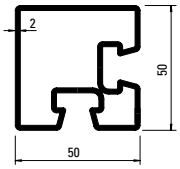

76.094

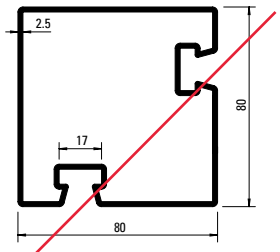

76.096

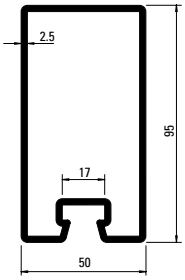

76.697
76.697 Z

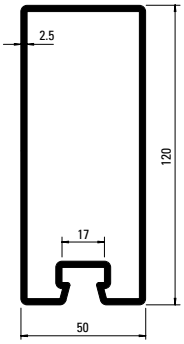

76.679
76.679 Z

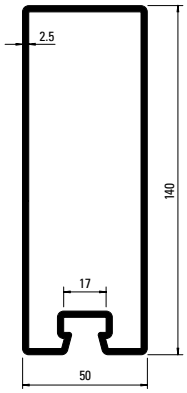

76.666
76.666 Z

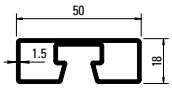

76.692

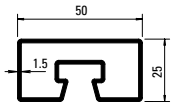

76.682

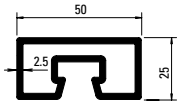

76.680

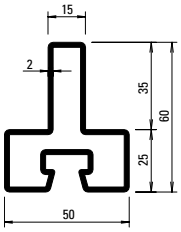

76.114

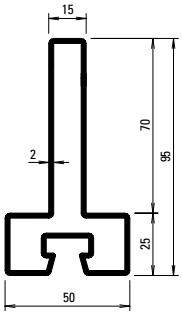

76.115

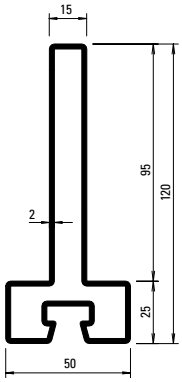

76.116

Profil-Nr.	G kg/m	F cm²	Ix cm⁴	Wx cm³	Iy cm⁴	Wy cm³	U m²/m
76.094	4,090	5,21	15,20	5,90	15,20	5,90	0,280
~~**76.096**~~	~~7,437~~	~~9,462~~	~~83,79~~	~~20,52~~	~~83,79~~	~~20,52~~	~~0,391~~
76.114	3,820	4,87	15,36	4,14	9,79	3,91	0,251
76.115	4,920	6,27	54,76	9,31	10,38	4,15	0,321
76.116	5,710	7,27	105,0	14,31	10,81	4,32	0,371
76.666	7,910	10,10	240,0	32,10	43,50	17,40	0,412
76.671	3,860	4,90	23,2	7,20	17,30	6,90	0,260

Profil-Nr.	G kg/m	F cm²	Ix cm⁴	Wx cm³	Iy cm⁴	Wy cm³	U m²/m
76.679	7,120	9,07	162,0	25,20	37,90	15,20	0,373
76.680	3,390	4,32	3,17	2,38	11,08	4,43	0,182
76.682	2,120	2,70	2,34	1,81	7,20	2,90	0,190
76.692	1,900	2,52	0,85	0,81	6,00	2,40	0,176
76.694	3,500	4,50	15,0	5,70	14,80	5,90	0,240
76.696	4,450	5,70	48,4	11,50	21,80	8,70	0,300
76.697	6,100	7,90	92,0	17,90	31,00	12,40	0,330

Deckprofile 50 mm (Massstab 1:3)
Profilés de recouvrement 50 mm (échelle 1:3)
Cover sections 50 mm (scale 1:3)

VISS Fire TVS (vertikal)
VISS Fire TVS (vertical)
VISS Fire TVS (vertical)

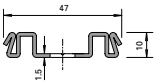

400.867

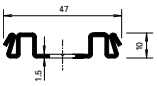

400.867 Z

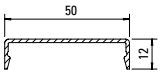

407.860

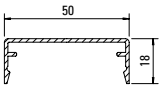

407.861

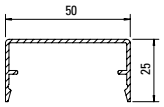

407.862

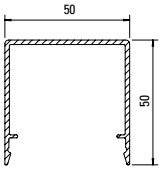

407.863

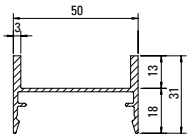

407.900

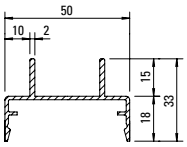

407.911

Edelstahl-Abdeckprofile
Werkstoff 1.4301 (AISI 304)
geschliffen, Korn 220/240,
mit Schutzfolie, Länge 6 m

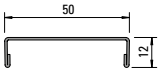

400.860

Profilé de recouvrement acier Inox
Qualité 1.4301 (AISI 304)
meulé, degré 220/240, avec feuille
de protection, longueurs 6 m

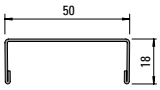

400.861

Stainless steel cover sections
Material 1.4301 (AISI 304)
polished, grain 220/240,
with protective film, length 6 m

Edelstahl-Abdeckprofile
Werkstoff 1.4401 (AISI 316)
geschliffen, Korn 220/240,
mit Schutzfolie, Länge 6 m

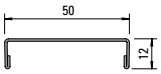

400.862

Profilé de recouvrement acier Inox
Qualité 1.4401 (AISI 316)
meulé, degré 220/240, avec feuille de
protection, longueurs 6 m

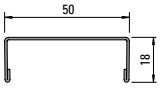

400.863

Stainless steel cover sections
Material 1.4401 (AISI 316)
polished, grain 220/240,
with protective film, length 6 m

Profil-Nr.	G kg/m	U m²/m	P m²/m
407.860	0,266	0,147	0,072
407.861	0,341	0,185	0,084
407.862	0,394	0,213	0,098
407.863	0,660	0,313	0,148
407.900	0,556	0,240	0,138
407.911	0,510	0,245	0,146

Profil-Nr.	G kg/m
400.860	0,644
400.861	0,734
400.862	0,652
400.863	0,744

Dichtungen
Klasse E30
Klasse EI60 / EI90

Joints
Classe E30
Classe EI60 / EI90

Gaskets
Class E30
Class EI60 / EI90

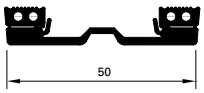

455.547

Innendichtung vertikal
schwer entflammbar, schwarz, 50 mm breit

VE = 50 m

455.547

Joint intérieur vertical
difficilement combustible, noir, largeur 50 mm

UV = 50 m

455.547

Inner gasket vertical
flame retardant, black, 50 mm wide

PU = 50 m

455.549

Innendichtung vertikal
schwer entflammbar, schwarz, 50 mm breit

Einsatz:
Segmentverglasungen

VE = 50 m

455.549

Joint intérieur vertical
difficilement combustible, noir, largeur 50 mm

Utilisation:
vitrages segmentés

UV = 50 m

455.549

Inner gasket vertical
flame retardant, black, 50 mm wide

Application:
segmental glazing

PU = 50 m

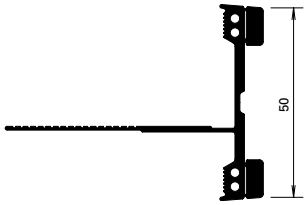

455.550

Innendichtung horizontal
schwer entflammbar, schwarz, 50 mm breit

Einsatz:
Riegel im Vertikalbereich

VE = 50 m

455.550

Joint intérieur horizontal
difficilement combustible, noir, largeur 50 mm

Utilisation:
traverse façade verticale

UV = 50 m

455.550

Inner gasket horizontal
flame retardant, black, 50 mm wide

Application:
transom in vertical area

PU = 50 m

Dichtungen
Klasse E30
Klasse EI60 / EI90

Joints
Classe E30
Classe EI60 / EI90

Gaskets
Class E30
Class EI60 / EI90

455.508

Aussendichtung
schwer entflammbar, schwarz, für Anpressprofile 400.867 und 400.867 Z

Einsatz:
Pfosten, Riegel oben

VE = 100 m

455.508

Joint extérieur
difficilement combustible, noir, pour profilés de fixation 400.867 et 400.867 Z

Utilisation:
montant, traverse supérieur

UV = 100 m

455.508

Outer gasket
flame retardant, black, for clamping sections 400.867 and 400.867 Z

Application:
mullion, transom top

PU = 100 m

455.509

Aussendichtung
schwer entflammbar, schwarz, für Anpressprofile 400.867 und 400.867 Z

Einsatz:
Riegel unten

VE = 50 m

455.509

Joint extérieur
difficilement combustible, noir, pour profilés de fixation 400.867 et 400.867 Z

Utilisation:
traverse inférieure

UV = 50 m

455.509

Outer gasket
flame retardant, black, for clamping sections 400.867 and 400.867 Z

Application:
transom bottom

PU = 50 m

455.519

Aussendichtung
schwer entflammbar schwarz, für Anpressprofile 400.867 und 400.867 Z

Einsatz:
Pfosten bei Segmentverglasungen bis 15°

VE = 100 m

455.519

Joint extérieur
difficilement combustible, noir, pour profilés de fixation 400.867 et 400.867 Z

Utilisation:
montant à vitrage segmenté jusqu'à 15°

UV = 100 m

455.519

Outer gasket
flame retardant, black, for clamping sections 400.867 and 400.867 Z

Application:
mullions with segmental glazing up to 15°

PU = 100 m

450.096

Kleb- und Dichtmasse
schwarz, für das Abdichten der Dichtungs-Stösse und -Durchbrüche von schwer entflammbaren Dichtungen.

VE = 1 Stück (à 310 ml)

Klebestellen mit 3M-Primer 94 vorbehandeln.

450.096

Pâte à coller et à étancher
noir, pour étancher les raccordements et les points de raccord des joints difficilement combustible

UV = 1 pièce (à 310 ml)

Traiter au préalable les points de collage avec 3M-Primer 94.

450.096

Adhesive and sealing compound
black, for sealing gasket joints and breaks, flame retardant.

PU = 1 piece (à 310 ml)

Pre-treat contact spots with 3M primer 94

Dichtungen Klasse EI30

Joints Classe EI30

Gaskets Class EI30

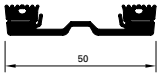

455.537

Innendichtung vertikal
EPDM schwarz, 50 mm breit

VE = 50 m

455.537

Joint intérieur vertical
EPDM noir, largeur 50 mm

UV = 50 m

455.537

Inner gasket, vertical
EPDM black, 50 mm wide

PU = 50 m

455.558

Innendichtung horizontal
EPDM schwarz, 50 mm breit

VE = 50 m

455.558

Joint intérieur horizontal
EPDM noir, largeur 50 mm

UV = 50 m

455.558

Inner gasket, horizontal
EPDM black, 50 mm wide

PU = 50 m

455.545

Innendichtung vertikal
EPDM schwarz, 50 mm breit

Einsatz:
Segmentverglasungen

VE = 50 m

455.545

Joint intérieur vertical
EPDM noir, largeur 50 mm

Utilisation:
vitrages segmentés

UV = 50 m

455.545

Inner gasket, vertical
EPDM black, 50 mm wide

Application:
segmental glazing

PU = 50 m

Für die EI30 Klassifizierung von vertikalen Fassaden gilt ausschliesslich die Dokumentation VISS Fire EI30

Pour la classification EI30 de façades verticales, seule la documentation VISS Fire EI30 est applicable

The VISS Fire EI30 documentation applies exclusively to the EI30 classification of vertical façades.

Dichtungen Klasse EI30

Joints Classe EI30

Gaskets Class EI30

455.520

Aussendichtung
EPDM schwarz,
für Anpressprofile 400.867 und 400.867 Z

Einsatz:
Pfosten/Riegel oben

VE = 100 m

455.520

Joint extérieur
EPDM noir,
pour profilés de fixation 400.867 et 400.867 Z

Utilisation:
montant/traverse supérieur

UV = 100 m

455.520

Outer gasket
EPDM black,
for clamping sections 400.867 and 400.867 Z

Application:
mullion/transom top

PU = 100 m

455.521

Aussendichtung
EPDM schwarz,
für Anpressprofile 400.867 und 400.867 Z

Einsatz: Riegel unten

VE = 50 m

455.521

Joint extérieur
EPDM noir,
pour profilés de fixation 400.867 et 400.867 Z

Utilisation: traverse inférieur

UV = 50 m

455.521

Outer gasket
EPDM black,
for clamping sections 400.867 and 400.867 Z

Application: transom bottom

PU = 50 m

455.519

Aussendichtung
schwer entflammbar schwarz,
für Anpressprofile 400.867 und 400.867 Z

Einsatz: Sparren,
polygonale Dachverglasungen

VE = 100 m

455.519

Joint extérieur
difficilement combustible, noir,
pour profilés de fixation 400.867 et 400.867 Z

Utilisation: chevron,
verrières polygonales

UV = 100 m

455.519

Outer gasket
flame retardant, black,
for clamping sections 400.867 and 400.867 Z

Application: rafter,
polygonal roof glazing

PU = 100 m

450.092

Kleb- und Dichtungsmasse
schwarz, für das Abdichten der Dichtungs-Stösse und -Durchbrüche von EPDM-Dichtungen.

VE = 1 Stück (à 290 ml)

450.092

Pâte à coller et à étancher
noir, pour étancher les raccordements et les points de raccord des joints EPDM.

UV = 1 pièce (à 290 ml)

450.092

Adhesive and sealing compound
black, for sealing gasket joints and breaks EPDM.

PU = 1 piece (à 290 ml)

Artikel in Abhängigkeit der Füllelementstärken

Articles en fonction de l'éléments de remplissage

Items depending on thickness of infill elements

F mm	Brandschutzanker Boulon d'ancrage Fire-proof anchor ❶	Glasauflage Support de verre Glaszing support ❷	Tragklotz Cale pour remplissage Glazing support ❸
05 – 07	452.430	452.439	453.028 (453.070)
08 – 11	452.440	452.455	453.070
12 – 15	452.482	452.483	453.070
16 – 18	452.453	452.454	453.027 (453.070)
19 – 21	452.472	452.488	453.016 (453.070)
22 – 23	452.475	452.492	453.026 (453.070)
24 – 26	452.476	452.484	453.029 (453.070)
27 – 30	452.477	452.485	453.030 (453.070)
31 – 33	452.478	452.486	453.031 (453.070)
34 – 36	452.479	452.487	453.032 (453.070)
37 – 39	452.448	452.449	453.033 (453.070)
40 – 42	452.441	452.456	453.034 (453.070)
43 – 45	452.442	452.457	453.070
46 – 49	452.443	452.458	453.070
50 – 52	452.446	452.447	453.070
53 – 57	452.444	452.459	453.072 (453.070)
58 – 62	452.427	Stahlflach*	453.070
63 – 67	452.428	Stahlflach*	453.070
68 – 70	452.429	Stahlflach*	453.070

( ) **optional auch möglich**
( ) **aussi possible en option**
( ) **optional also possible**

* **Stahlflach**
* **Fer plat**
* **Flat steel**

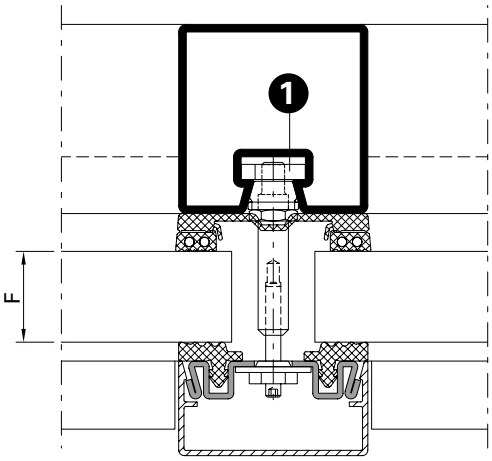

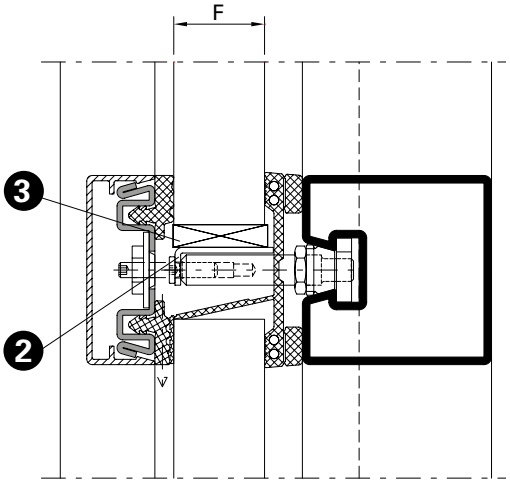

Die maximalen Traglasten sind dem Katalog VISS Tragkonstruktion zu entnehmen (Art.-Nr. K1178120).

Les charges maximales admissibles sont indiquées dans le catalogue Construction porteuse VISS (réf. K1178120).

The maximum loads can be found in the VISS supporting structure catalogue (Art. No. K1178120).

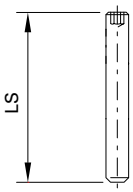

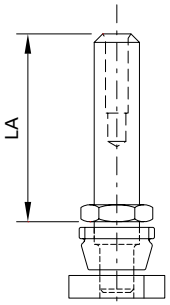

452.430	LA = 14 mm LS = 25 mm	**452.430**	LA = 14 mm LS = 25 mm	**452.430**	LA = 14 mm LS = 25 mm
452.440	LA = 14 mm LS = 30 mm	**452.440**	LA = 14 mm LS = 30 mm	**452.440**	LA = 14 mm LS = 30 mm
452.482	LA = 20 mm LS = 30 mm	**452.482**	LA = 20 mm LS = 30 mm	**452.482**	LA = 20 mm LS = 30 mm
452.453	LA = 24 mm LS = 30 mm	**452.453**	LA = 24 mm LS = 30 mm	**452.453**	LA = 24 mm LS = 30 mm
452.472	LA = 26 mm LS = 30 mm	**452.472**	LA = 26 mm LS = 30 mm	**452.472**	LA = 26 mm LS = 30 mm
452.475	LA = 30 mm LS = 30 mm	**452.475**	LA = 30 mm LS = 30 mm	**452.475**	LA = 30 mm LS = 30 mm
452.476	LA = 33 mm LS = 30 mm	**452.476**	LA = 33 mm LS = 30 mm	**452.476**	LA = 33 mm LS = 30 mm
452.477	LA = 36 mm LS = 30 mm	**452.477**	LA = 36 mm LS = 30 mm	**452.477**	LA = 36 mm LS = 30 mm
452.478	LA = 39 mm LS = 30 mm	**452.478**	LA = 39 mm LS = 30 mm	**452.478**	LA = 39 mm LS = 30 mm
452.479	LA = 42 mm LS = 30 mm	**452.479**	LA = 42 mm LS = 30 mm	**452.479**	LA = 42 mm LS = 30 mm
452.448	LA = 45 mm LS = 30 mm	**452.448**	LA = 45 mm LS = 30 mm	**452.448**	LA = 45 mm LS = 30 mm
452.441	LA = 48 mm LS = 30 mm	**452.441**	LA = 48 mm LS = 30 mm	**452.441**	LA = 48 mm LS = 30 mm
452.442	LA = 51 mm LS = 30 mm	**452.442**	LA = 51 mm LS = 30 mm	**452.442**	LA = 51 mm LS = 30 mm
452.443	LA = 54 mm LS = 30 mm	**452.443**	LA = 54 mm LS = 30 mm	**452.443**	LA = 54 mm LS = 30 mm
452.446	LA = 58 mm LS = 30 mm	**452.446**	LA = 58 mm LS = 30 mm	**452.446**	LA = 58 mm LS = 30 mm
452.444	LA = 61 mm LS = 30 mm	**452.444**	LA = 61 mm LS = 30 mm	**452.444**	LA = 61 mm LS = 30 mm
452.427	LA = 61 mm LS = 35 mm	**452.427**	LA = 61 mm LS = 35 mm	**452.427**	LA = 61 mm LS = 35 mm
452.428	LA = 61 mm LS = 40 mm	**452.428**	LA = 61 mm LS = 40 mm	**452.428**	LA = 61 mm LS = 40 mm
452.429	LA = 61 mm LS = 45 mm	**452.429**	LA = 61 mm LS = 45 mm	**452.429**	LA = 61 mm LS = 45 mm

Brandschutzanker
Edelstahl, mit vormontiertem Keil und Nutenstein, Gewindestift M4, Zentriermutter M4

VE = 50 Stück

Einsatz:
Artikel in Abhängigkeit der Füllelementdicke
(siehe Seite 52-14)

Boulon d'ancrage anti-incendie
acier Inox, avec cale et languette montées au préalable, vis sans tête M4, écrou de centrage M4

UV = 50 pièces

Utilisation:
Article en fonction de l'épaisseur de l'élément de remplissage
(voir page 52-14)

Fire-proof anchor
stainless steel, with pre-assembled key and tenon block, set screw M4, centring nut M4

PU = 50 pieces

Application:
Article depending on thickness of infill panels
(see page 52-14)

452.439	L = 14 mm
452.455	L = 17 mm
452.483	L = 20 mm
452.454	L = 24 mm
452.488	L = 26 mm
452.492	L = 30 mm
452.484	L = 33 mm
452.485	L = 36 mm
452.486	L = 39 mm
452.487	L = 42 mm
452.449	L = 45 mm
452.456	L = 48 mm
452.457	L = 51 mm
452.458	L = 54 mm
452.447	L = 58 mm
452.459	L = 61 mm

Glasauflage
Edelstahl, mit Brandschutzanker und Befestigungsschraube M4x10, Auflagewinkel mit Klebefolie für Montage Glasklotz

VE = 20 Stück

Einsatz:
Artikel in Abhängigkeit der Füllelementdicke
(siehe Seite 52-14)

452.439	L = 14 mm
452.455	L = 17 mm
452.483	L = 20 mm
452.454	L = 24 mm
452.488	L = 26 mm
452.492	L = 30 mm
452.484	L = 33 mm
452.485	L = 36 mm
452.486	L = 39 mm
452.487	L = 42 mm
452.449	L = 45 mm
452.456	L = 48 mm
452.457	L = 51 mm
452.458	L = 54 mm
452.447	L = 58 mm
452.459	L = 61 mm

Support de verre
acier Inox, avec boulon d'ancrage anti-incendie et vis de fixation M4x10, cornière d'appui avec bande adhésive pour montage cale de verre

UV = 20 pièces

Utilisation:
Article en fonction de l'épaisseur de l'élément de remplissage
(voir page 52-14)

452.439	L = 14 mm
452.455	L = 17 mm
452.483	L = 20 mm
452.454	L = 24 mm
452.488	L = 26 mm
452.492	L = 30 mm
452.484	L = 33 mm
452.485	L = 36 mm
452.486	L = 39 mm
452.487	L = 42 mm
452.449	L = 45 mm
452.456	L = 48 mm
452.457	L = 51 mm
452.458	L = 54 mm
452.447	L = 58 mm
452.459	L = 61 mm

Glazing support
stainless steel, with fire-proofing anchor and fastening screw M4x10, angle support with adhesive foil for installation glazing bridge

PU = 20 pieces

Application:
Article depending on thickness of infill panels
(see page 52-14)

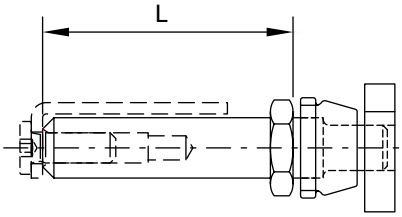

453.016	23 x 6 mm
453.026	25 x 6 mm
453.027	19 x 6 mm
453.028	8 x 6 mm
453.029	29 x 6 mm
453.030	32 x 6 mm
453.031	35 x 6 mm
453.032	38 x 6 mm
453.033	41 x 6 mm
453.034	44 x 6 mm
453.072	57 x 6 mm

Glasklotz
Promatect-H, Länge 80 mm, imprägniert

VE = 20 Stück

Einsatz:
Artikel in Abhängigkeit der Füllelementdicke
(siehe Seite 52-14)

453.016	23 x 6 mm
453.026	25 x 6 mm
453.027	19 x 6 mm
453.028	8 x 6 mm
453.029	29 x 6 mm
453.030	32 x 6 mm
453.031	35 x 6 mm
453.032	38 x 6 mm
453.033	41 x 6 mm
453.034	44 x 6 mm
453.072	57 x 6 mm

Cale de verre
Promatect-H, longueur 80 mm, imprégné

UV = 20 pièces

Utilisation:
Article en fonction de l'épaisseur de l'élément de remplissage
(voir page 52-14)

453.016	23 x 6 mm
453.026	25 x 6 mm
453.027	19 x 6 mm
453.028	8 x 6 mm
453.029	29 x 6 mm
453.030	32 x 6 mm
453.031	35 x 6 mm
453.032	38 x 6 mm
453.033	41 x 6 mm
453.034	44 x 6 mm
453.072	57 x 6 mm

Glazing bridge
Promatect-H, length 80 mm, impregnated

PU = 20 pieces

Application:
Article depending on thickness of infill panels
(see page 52-14)

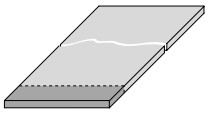

453.070

Glasklotz
glasfaserverstärkter Kunststoff, 80 x 5 mm, Zuschnitt entsprechend Füllelementstärke durch Metallbauer

VE = 1 Stück à 1000 mm

Einsatz:
Artikel in Abhängigkeit der Füllelementdicke
(siehe Seite 52-14)

453.070

Cale de verre
Plastique renforcé par fibres de verre, 80 x 5 mm, découpe par le constructeur métallique selon l'épaisseur des éléments de remplissage

UV = 1 pièce à 1000 mm

Utilisation:
Article en fonction de l'épaisseur de l'élément de remplissage
(voir page 52-14)

453.070

Glazing bridge
glass fibre reinforced plastic, 80 x 5 mm, to be cut by a sheet metal worker according to thickness of the filling material

PU = 1 piece, 1000 mm each

Application:
Article depending on thickness of infill panels
(see page 52-14)

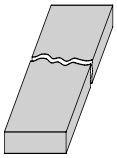

451.081

Brandschutzlaminat
selbstklebend, 7,2 x 1,8 mm

VE = 50 Stück à 1075 mm

Einsatz:
Anpressprofil Pfosten und Riegel

451.081

Bande de protection-incendie
auto-adhésive, 7,2 x 1,8 mm

UV = 50 pièces à 1075 mm

Utilisation:
Profilé de fixation montant et traverse

451.081

Fire protection laminate
self-adhésive, 7,2 x 1,8 mm

PU = 50 pieces, 1075 mm each

Application:
Clamping section mullion and transom

451.080

Brandschutzlaminat
selbstklebend, 14,4 x 1,8 mm

VE = 1 Rolle à 25 m

Einsatz:
Im Glasfalz-Bereich bei EI90-Verglasungen

451.080

Bande de protection-incendie
auto-adhésive, 14,4 x 1,8 mm

UV = 1 rouleau à 25 m

Utilisation:
Dans la feuillure à verre pour les vitrages EI90

451.080

Fire protection laminate
auto-adhésive, 14,4 x 1,8 mm

PU = 1 roll, 25 m each

Application:
In glazing rebate area for EI90 glazing

499.006

2 mm Sechskant-Bit
zum Eindrehen der M4-Gewindestifte der Brandschutzanker

VE = 2 Stück

499.006

Embout de tournevis 6-pans 2 mm
pour visser les vis sans tête M4 du boulon d'ancrage anti-incendie

UV = 2 pièces

499.006

2 mm hexagonal bit
for inserting M4 set screws of fire-proof anchor

PU = 2 pieces

499.254

TV-Werkzeugset

VE = 1 Steckschlüssel SW 11
1 Positionierhilfe 25 mm
1 Positionierhilfe 32 mm

499.254

Jeu d'outils TV

UV = 1 clé à pipe SW 11
1 aide de réglage 25 mm
1 aide de réglage 32 mm

499.254

TV tool kit

PU = 1 box spanner size 11
1 positioning aid 25 mm
1 positioning aid 32 mm

499.206

Abziehhebel
für die Demontage der aufgeklipsten Abdeckprofile

VE = 1 Stück

499.206

Levier de démontage
pour le démontage des profilés de recouvrement clipsés

UV = 1 pièce

499.206

Stripping lever
for disassembly of the clipped on cover profile

PU = 1 piece

Saalbau Philharmonie, Essen/D (Architekt: Busmann + Haberer GmbH, Köln/D)

System-Hinweise	Remarques concernant les systèmes	System instructions	
Glasfalz-Belüftung / Glasfalz-Entwässerung	Ventilation de feuillure de verre / Drainage de la feuillure à verre	Glazing rebate ventilation / Glazing rebate drainage	**22**
U_f-Werte nach EN 10077-2	Valeurs U_f selon EN 10077-2	U_f values according to EN 10077-2	**24**

Schnittpunkte E30	**Coupe de détails E30**	**Section details E30**	**26**
Konstruktions-Details E30	**Détails de construction E30**	**Constructions details E30**	**28**
Anschlüsse am Bau E30	**Raccordement au mur E30**	**Attachment to structure E30**	**36**

Schnittpunkte EI30 / EI60 / EI90	**Schnittpunkte EI30 / EI60 / EI90**	**Schnittpunkte EI30 / EI60 / EI90**	**48**
Konstruktions-Details EI30 / EI60 / EI90	**Détails de construction EI30 / EI60 / EI90**	**Constructions details EI30 / EI60 / EI90**	**58**
Anschlüsse am Bau EI30 / EI60 / EI90	**Raccordement au mur EI30 / EI60 / EI90**	**Attachment to structure EI30 / EI60 / EI90**	**66**

Verarbeitungs-Hinweise	**Indications d'usinage**	**Assembly instructions**	**77**

Glasfalz-Belüftung/
Glasfalz-Entwässerung

Ventilation de feuillures de verre/
Drainage de la feuillure à verre

Glazing rebate ventilation/
Glazing rebate drainage

Detail 2

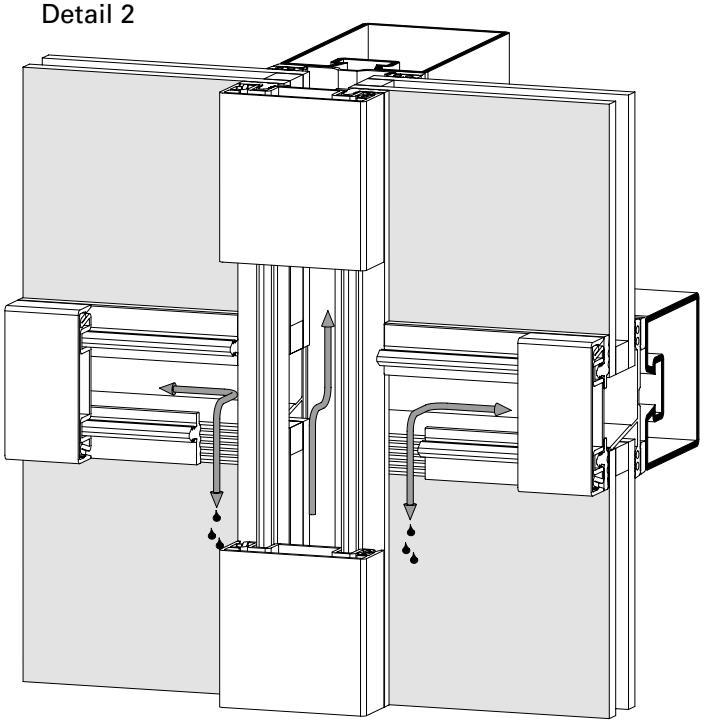

Detail 1

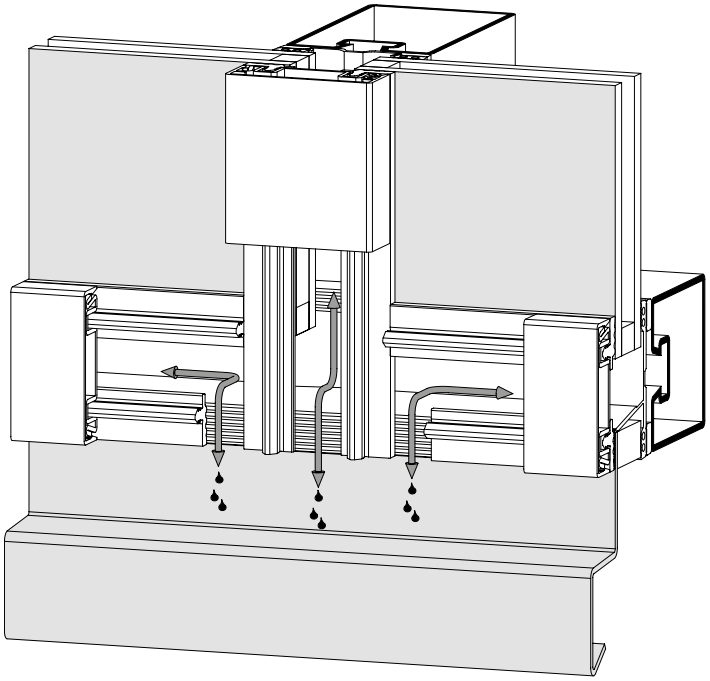

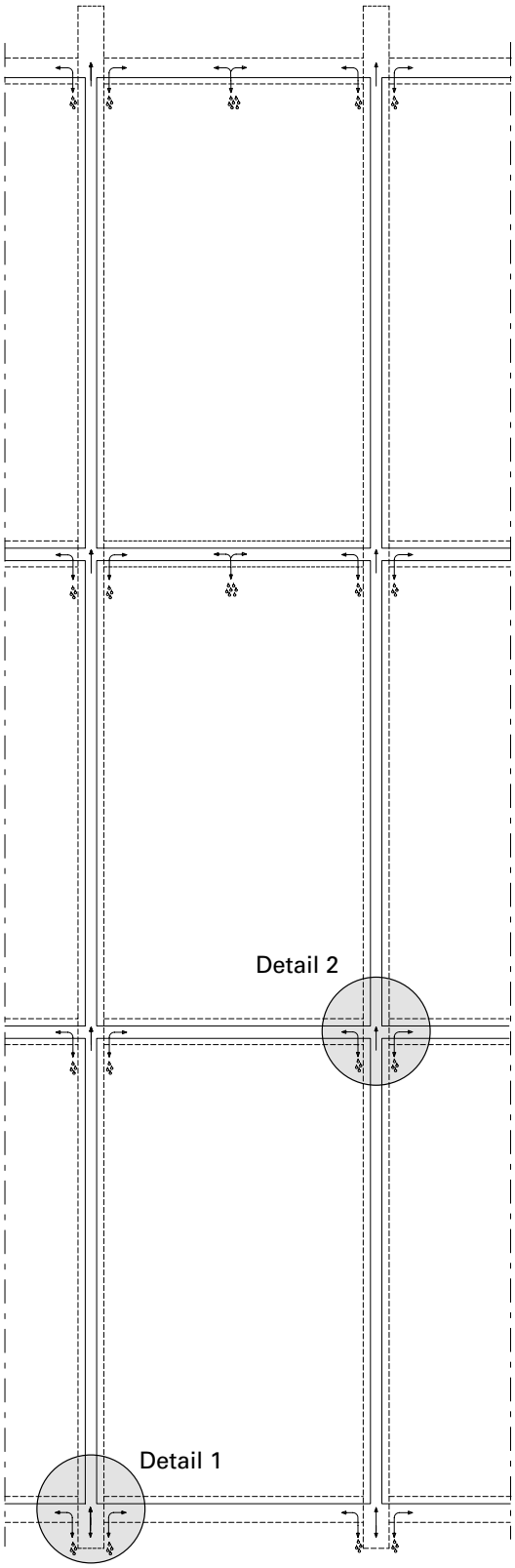

Glasfalz-Belüftung/
Glasfalz-Entwässerung

Ventilation de feuillures de verre/
Drainage de la feuillure à verre

Glazing rebate ventilation/
Glazing rebate drainage

Detail 4

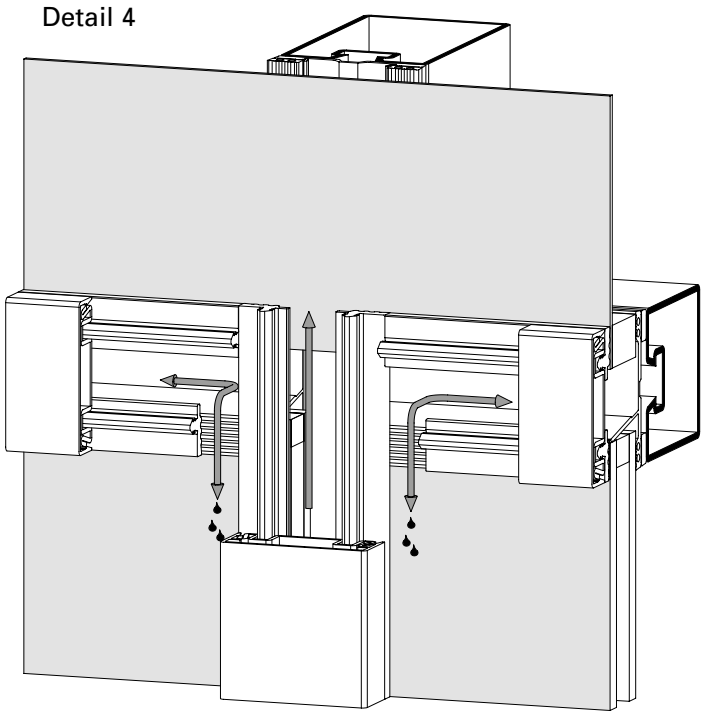

Detail 3

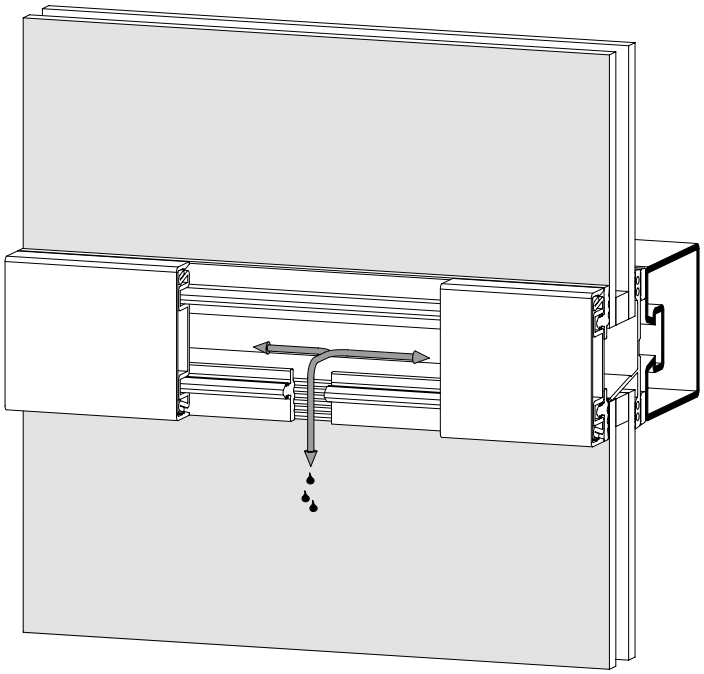

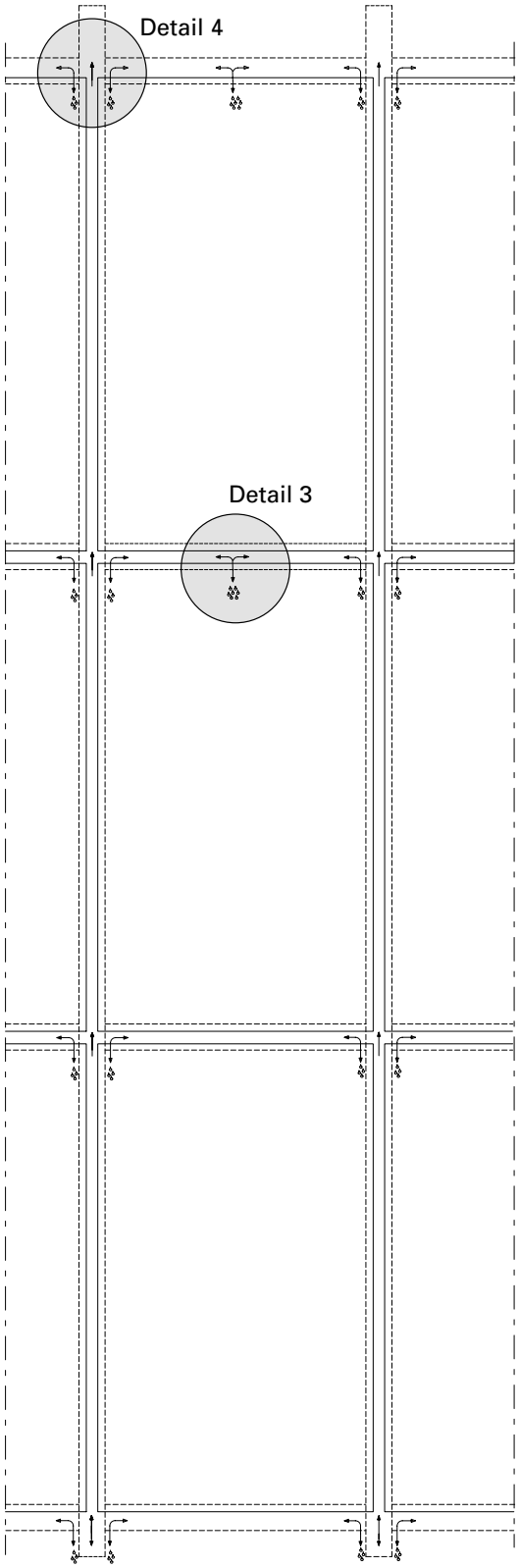

U_f-Werte nach EN 10077-2
VISS Fire TVS (vertikal) 50 mm

Valeurs U_f selon EN 10077-2
VISS Fire TVS (vertical) 50 mm

U_f values according to 10077-2
VISS Fire TVS (vertical) 50 mm

Glas **Verre** **Glass**	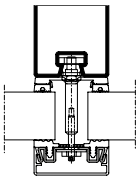 Pfosten 50/50 Montant 50/50 Mullion 50/50	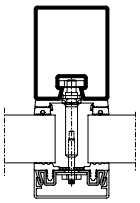 Pfosten 50/95 Montant 50/95 Mullion 50/95	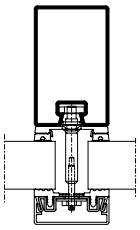 Pfosten 50/140 Montant 50/140 Mullion 50/140	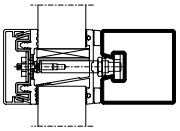 Riegel 50/50 Traverse 50/50 Transom 50/50	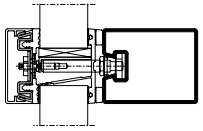 Riegel 50/95 Traverse 50/95 Transom 50/95	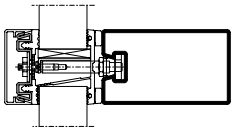 Riegel 50/140 Traverse 50/140 Transom 50/140
10 mm	**2,1 W/m²K**	**2,2 W/m²K**	**2,2 W/m²K**	**2,2 W/m²K**	**2,3 W/m²K**	**2,3 W/m²K**
15 mm	**1,9 W/m²K**	**1,9 W/m²K**	**2,0 W/m²K**	**2,0 W/m²K**	**2,0 W/m²K**	**2,0 W/m²K**
20 mm	**1,7 W/m²K**	**1,8 W/m²K**	**1,8 W/m²K**	**1,8 W/m²K**	**1,9 W/m²K**	**1,9 W/m²K**
25 mm	**1,7 W/m²K**	**1,7 W/m²K**	**1,7 W/m²K**	**1,7 W/m²K**	**1,8 W/m²K**	**1,8 W/m²K**
30 mm	**1,6 W/m²K**	**1,6 W/m²K**	**1,6 W/m²K**	**1,6 W/m²K**	**1,7 W/m²K**	**1,7 W/m²K**
35 mm	**1,5 W/m²K**	**1,5 W/m²K**	**1,6 W/m²K**	**1,6 W/m²K**	**1,6 W/m²K**	**1,6 W/m²K**
40 mm	**1,5 W/m²K**	**1,5 W/m²K**	**1,5 W/m²K**	**1,5 W/m²K**	**1,5 W/m²K**	**1,5 W/m²K**
45 mm	**1,4 W/m²K**	**1,5 W/m²K**	**1,5 W/m²K**	**1,5 W/m²K**	**1,5 W/m²K**	**1,5 W/m²K**
50 mm	**1,4 W/m²K**	**1,4 W/m²K**	**1,4 W/m²K**	**1,4 W/m²K**	**1,4 W/m²K**	**1,4 W/m²K**
55 mm	**1,4 W/m²K**	**1,4 W/m²K**	**1,4 W/m²K**	**1,4 W/m²K**	**1,4 W/m²K**	**1,4 W/m²K**
70 mm	**1,4 W/m²K**	**1,4 W/m²K**	**1,4 W/m²K**	**1,4 W/m²K**	**1,4 W/m²K**	**1,4 W/m²K**

Der Einfluss der Schraubenbefestigung in Höhe von 0.3 W/m²K ist berücksichtigt.

Einbau mit Edelstahl-Anpressprofil und schwer entflammbaren Dichtungen.

L'influence de la fixation à vis de 0.3 W/m²K est prise en compte.

Montage avec profilé de fixation en acier Inox et joints difficilement combustible.

The 0.3 W/m²K influence of the screw fixing is taken into account.

Installation with stainless steel clamping section and flame retardant gaskets.

VISS Fire TVS (vertikal)
Brandschutzverglasung
Klasse E

Hinweis:

Bei der Auswahl von Schnittpunkten, Konstruktions-Details und Bauanschlüssen sind die landesspezifischen Brandschutz-Zulassungen und Vorschriften zwingend zu beachten!

VISS Fire TVS (vertical)
Vitrage pare-flammes
Classe E

Note:

Les certificats de protection incendie et les prescriptions spécifiques au pays doivent être impérativement respectés lors du choix des coupe de détails, des détails de construction et des raccordements au mur!

VISS Fire TVS (vertical)
Fire protection glazing
Class E

Note:

When selecting section details, construction details and attachment to structure, the national fire-protection approvals and regulations must be observed (mandatory)!

Ocean Terminal, Southampton/UK (Architekt: The Manser Practice, London/UK)

Pfosten-Detail **Détail du montant** **Detail of mullion**

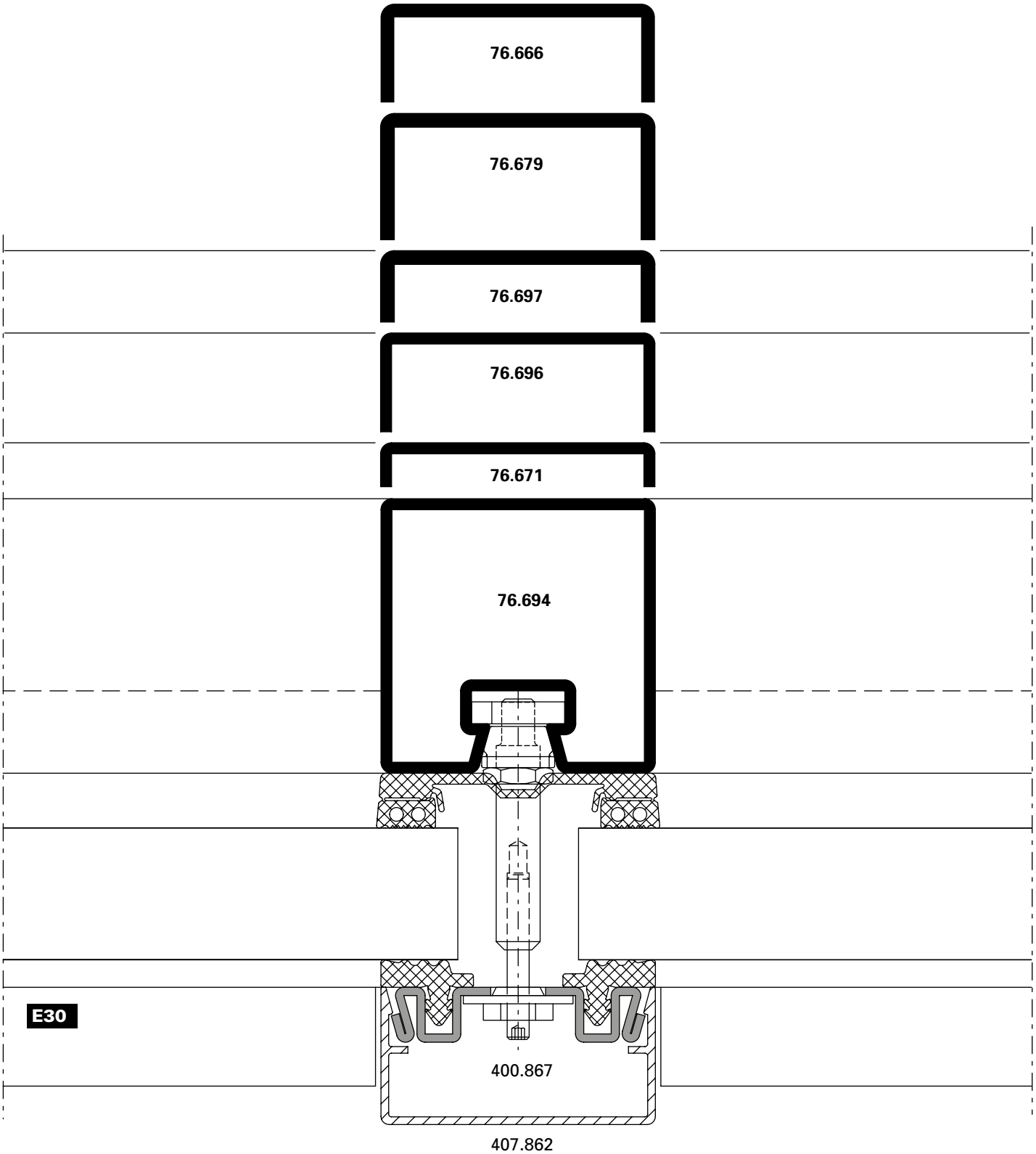

DXF DWG *D-402-C-001*

Riegel-Detail **Détail de la traverse** **Detail of transom**

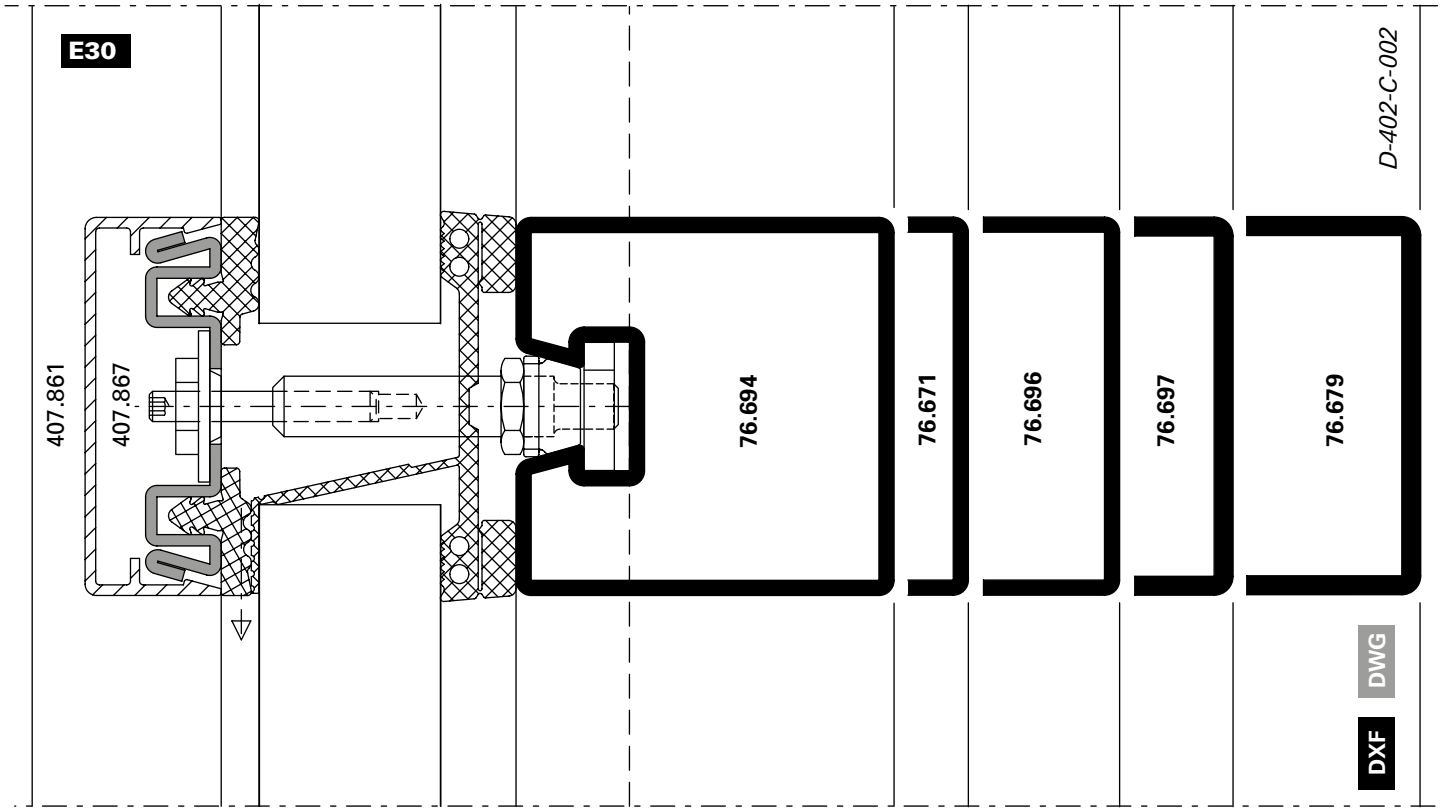

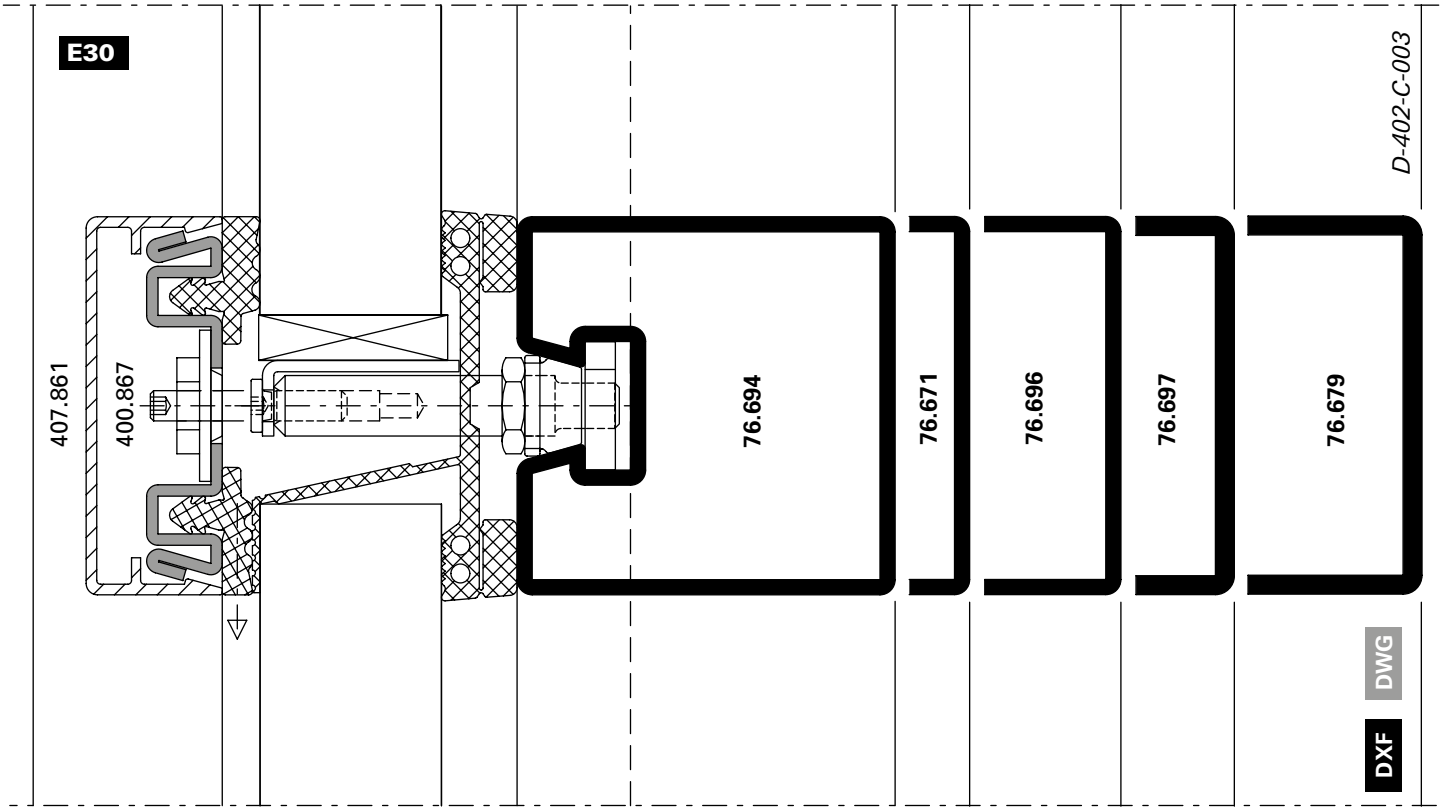

Eckausbildung 90° **Formation d'angle 90°** **90° corner construction**

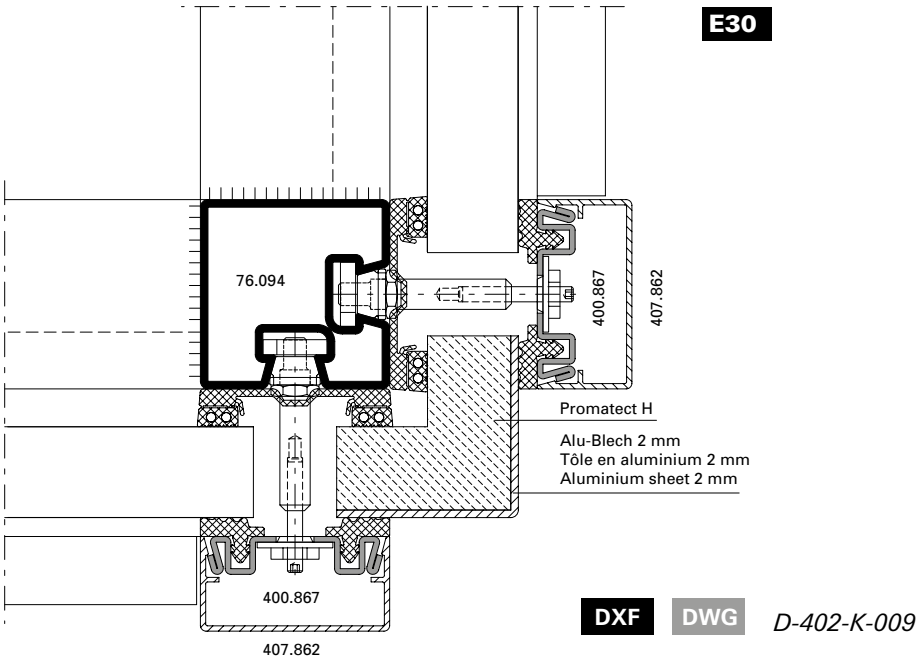

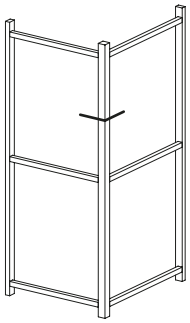

DXF DWG *D-402-K-009*

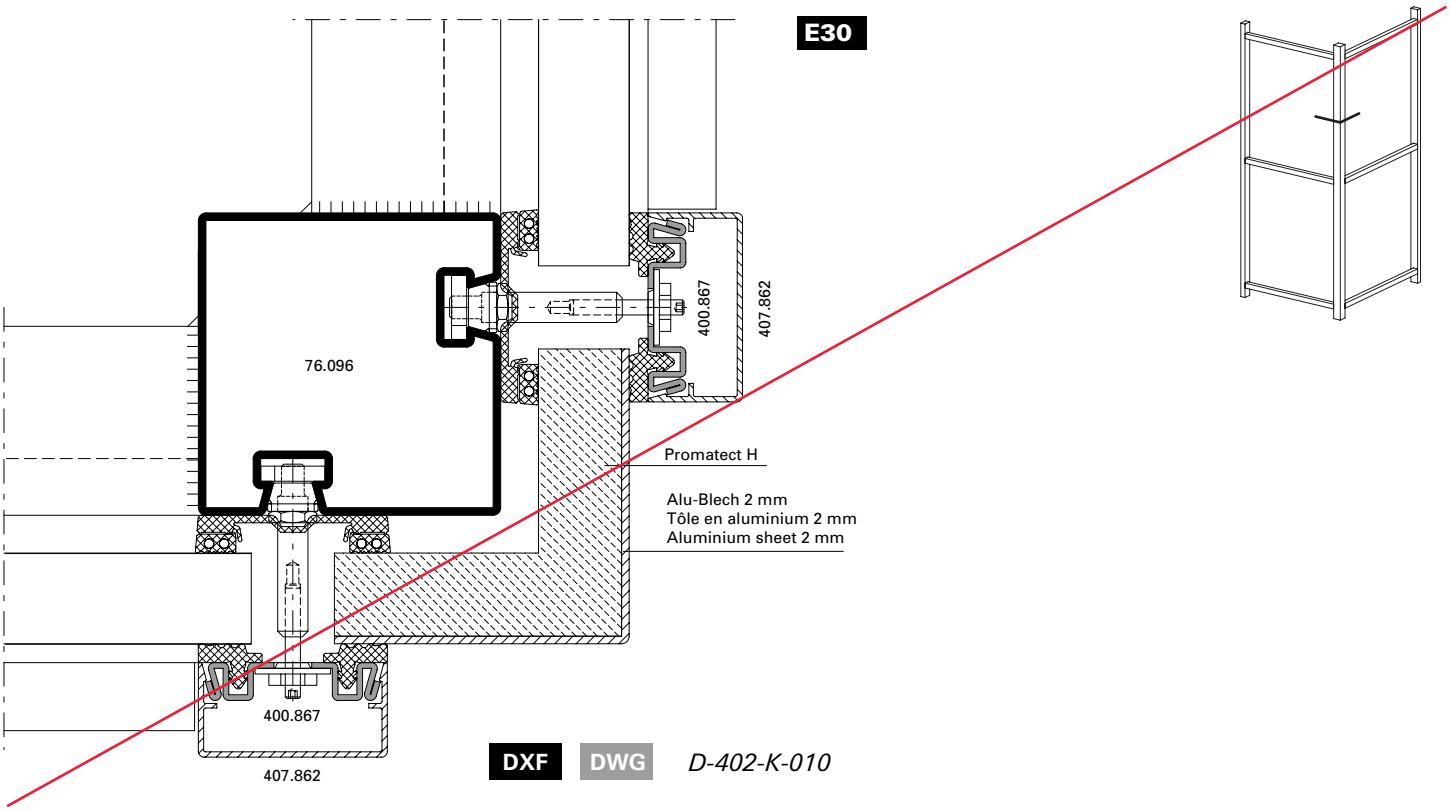

DXF DWG *D-402-K-010*

Eckausbildung 90° **Formation d'angle 90°** **90° corner construction**

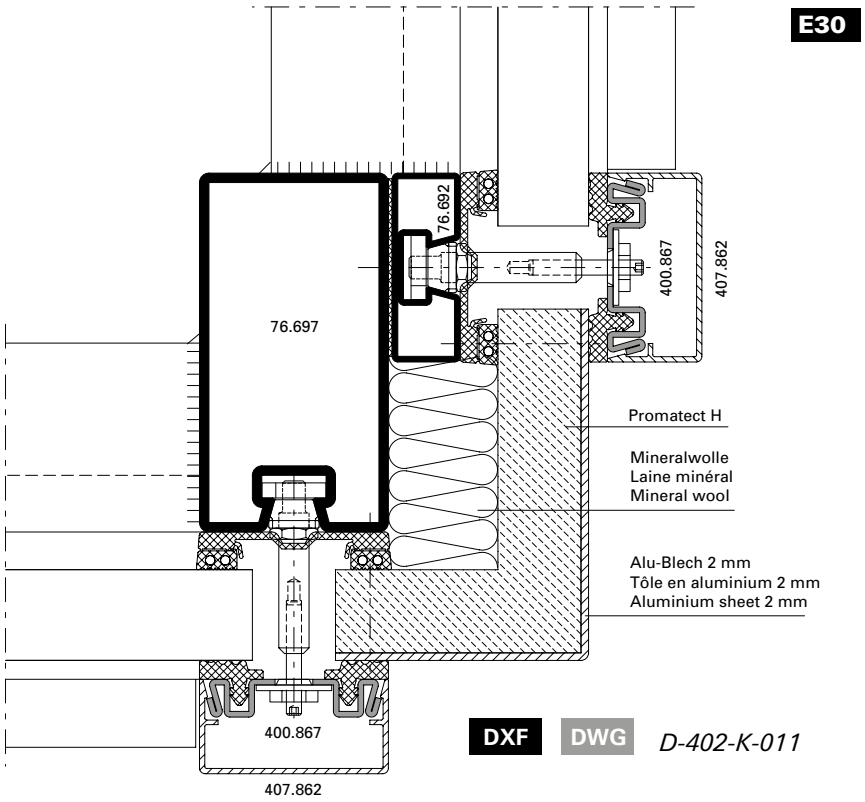

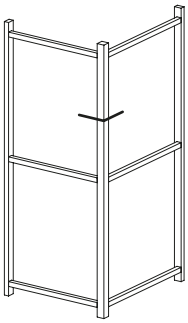

DXF DWG *D-402-K-011*

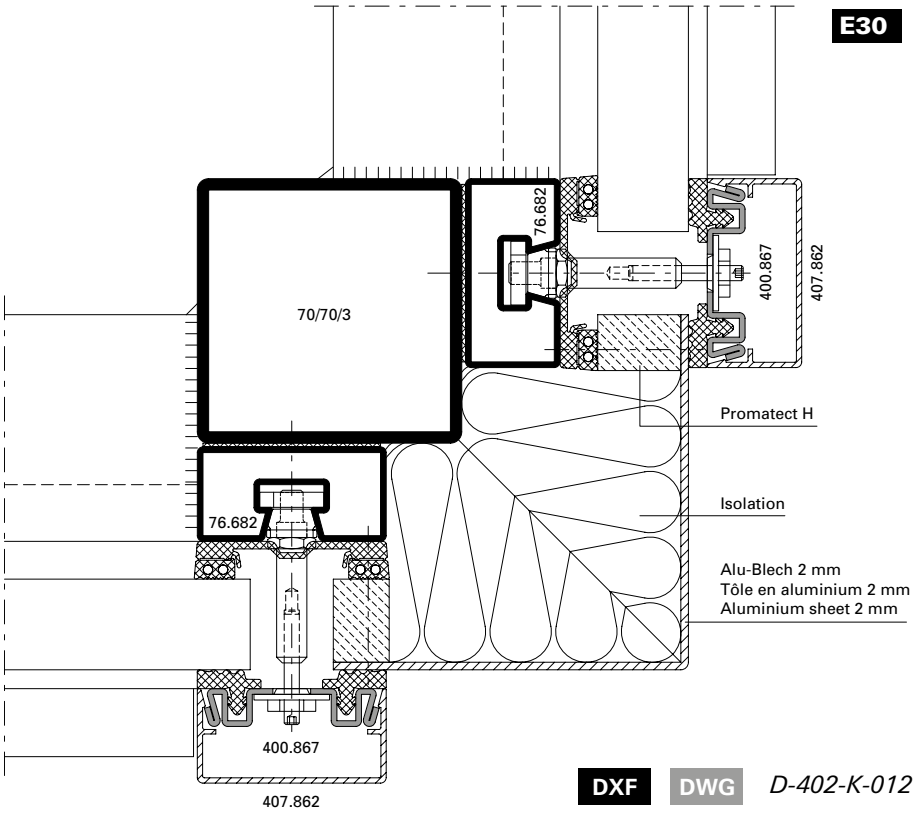

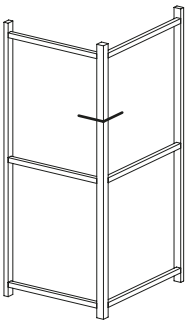

DXF DWG *D-402-K-012*

Aussenecke 135° **Angle extérieur 135°** **Outer corner 135°**

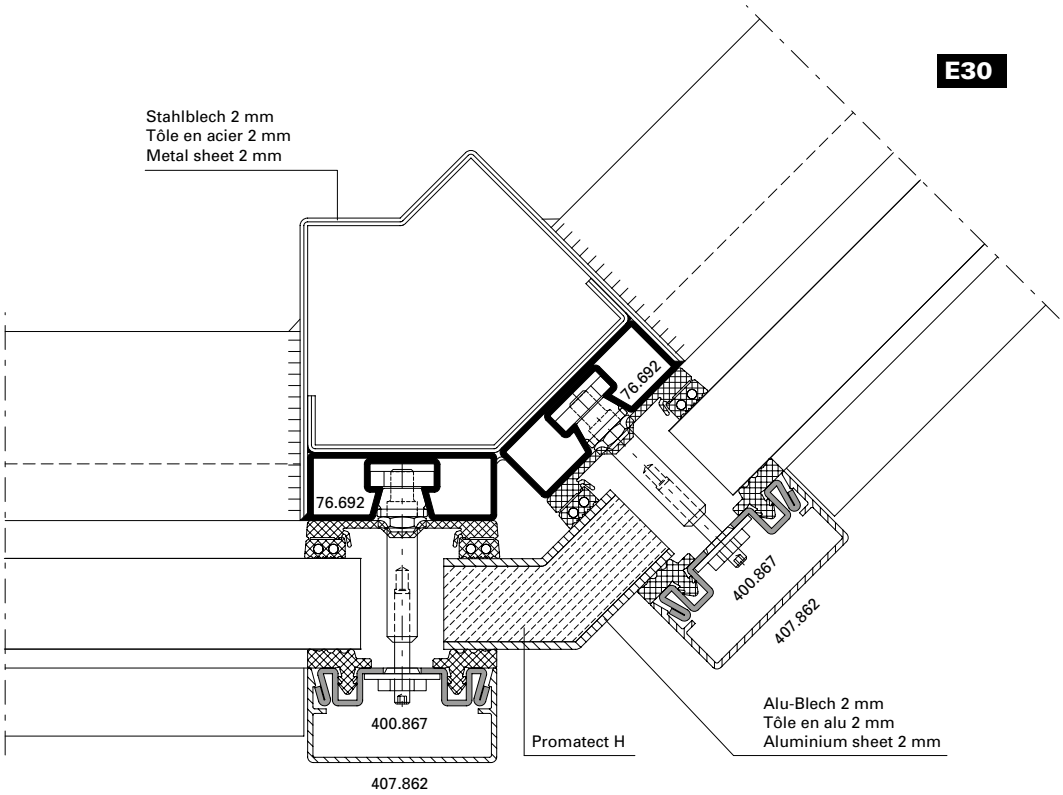



DXF DWG *D-402-K-006*

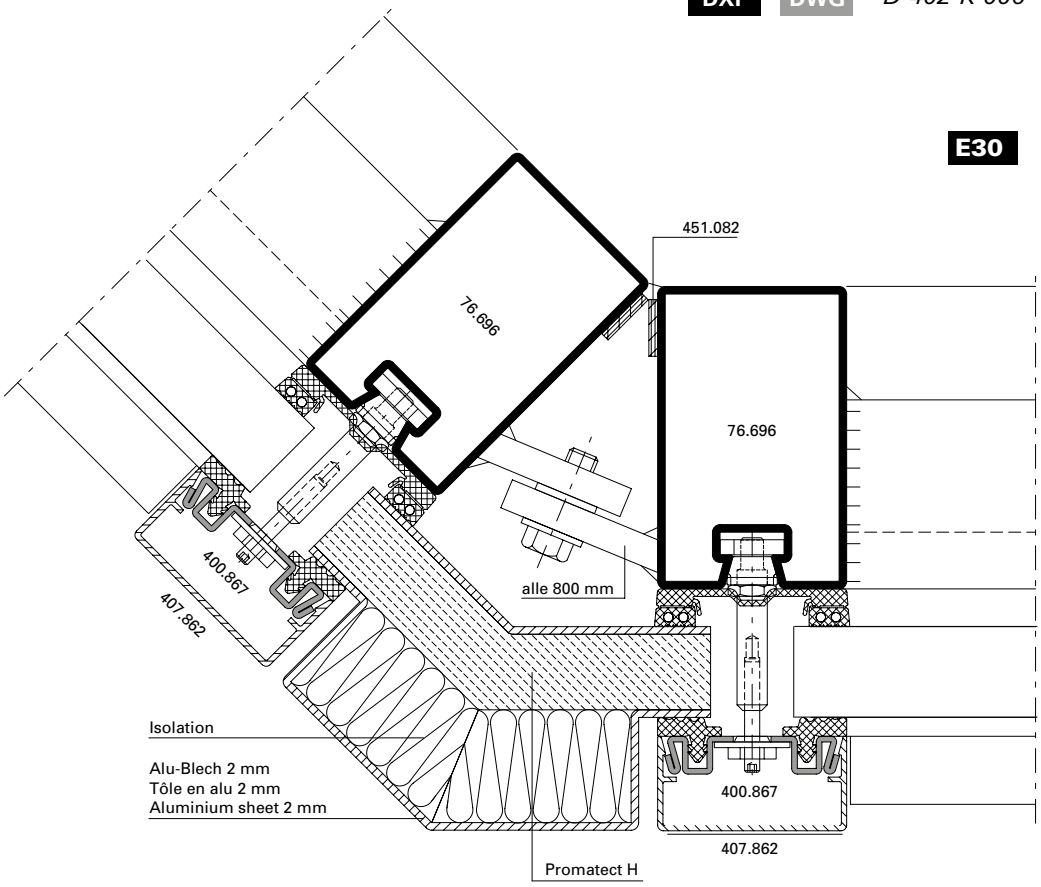



DXF DWG

D-402-K-004

JANSEN

Innenecke 135° **Angle intérieur 135°** **Inner corner 135°**

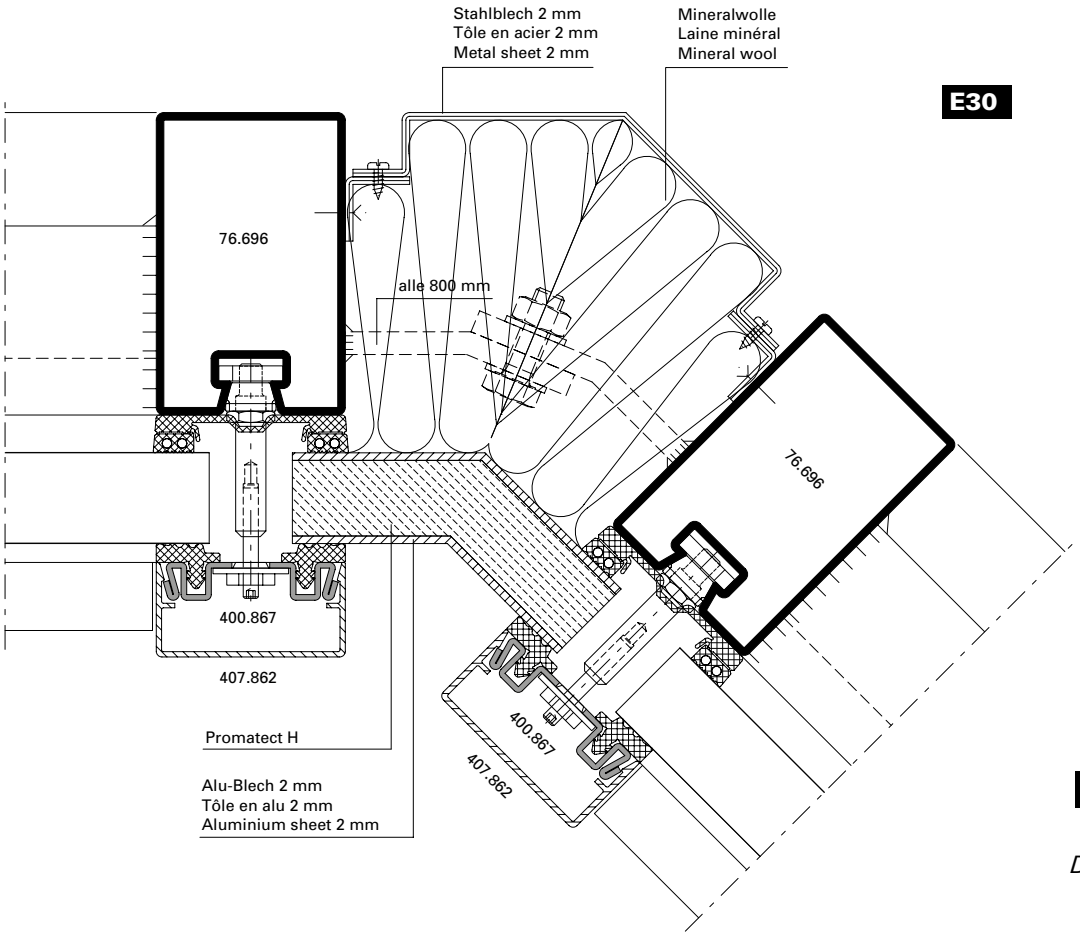

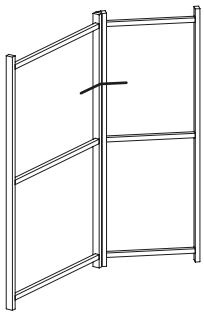

DXF DWG

D-402-K-005

Paneel-Ausbildungen **Agencements de panneau** **Panel designs**

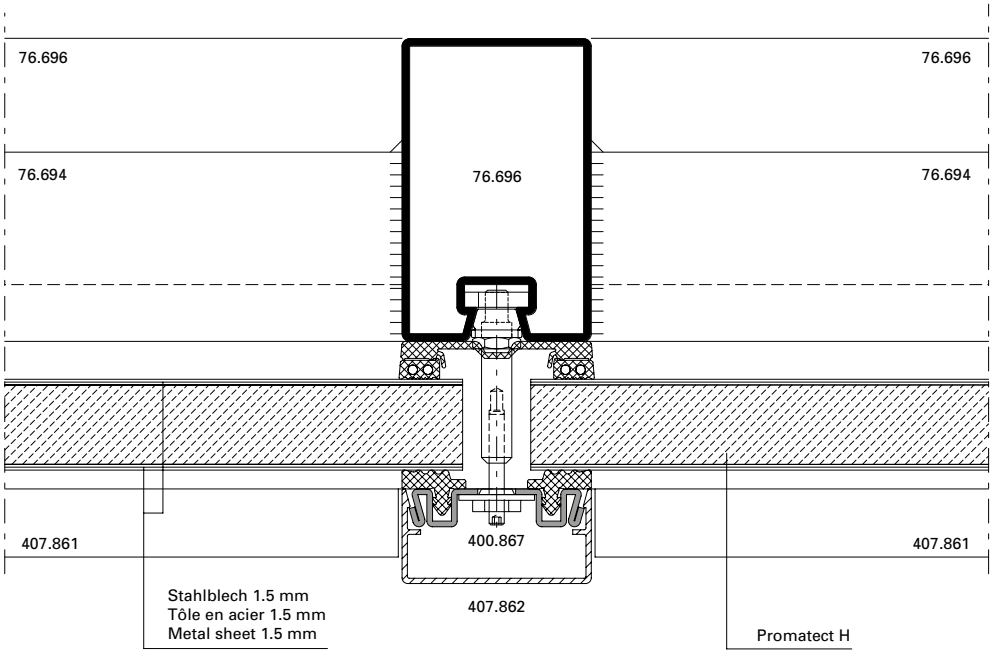

E30

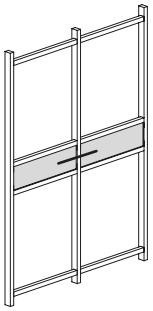

DXF **DWG** *D-402-K-001*

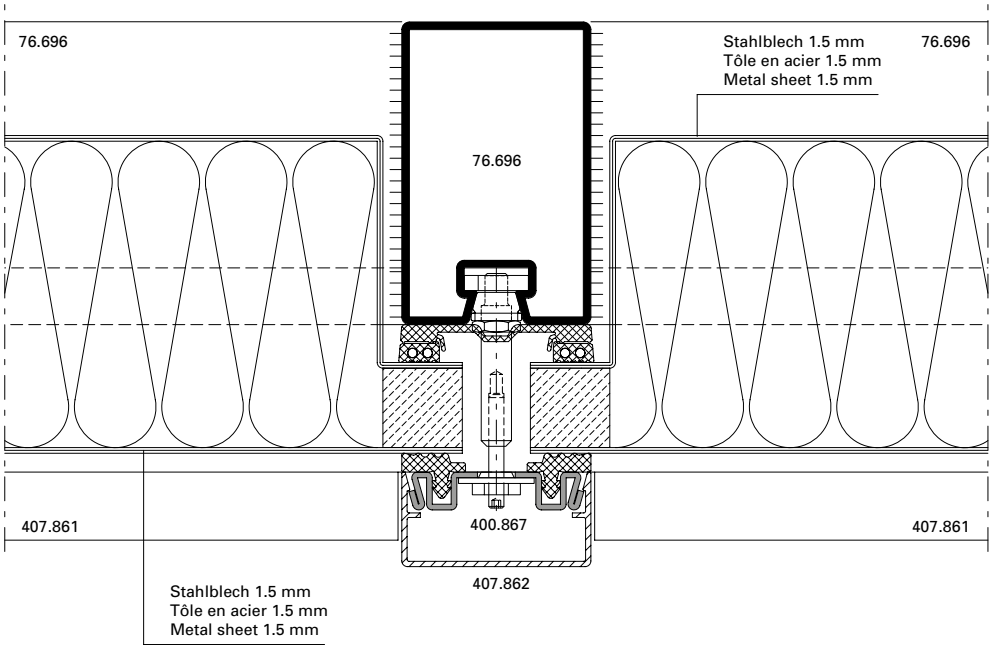

E30

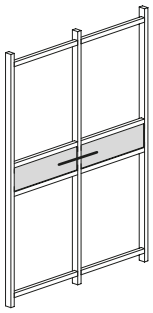

DXF **DWG** *D-402-K-002*

Segment-Pfosten **Montant segment** **Segmented mullion**

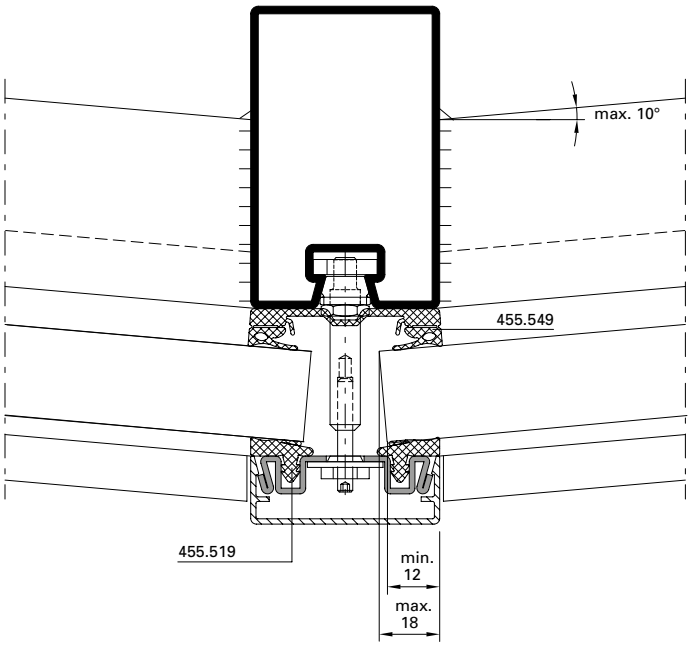

E30

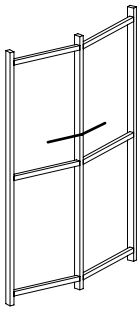

DXF **DWG**

D-402-K-013

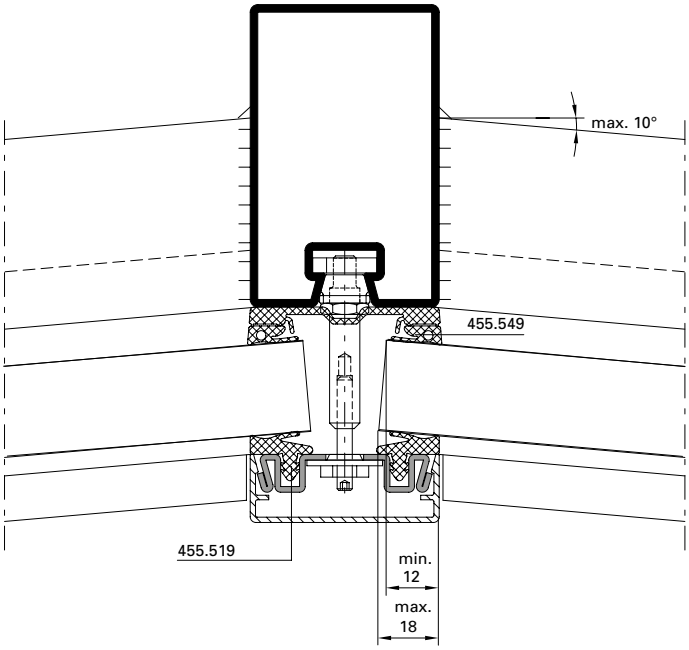

E30

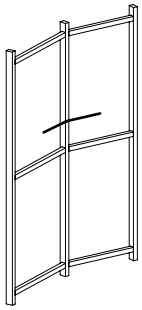

DXF **DWG**

D-402-K-014

Einsatzelemente Türen **Eléments de remplissage portes** **Infill elements doors**

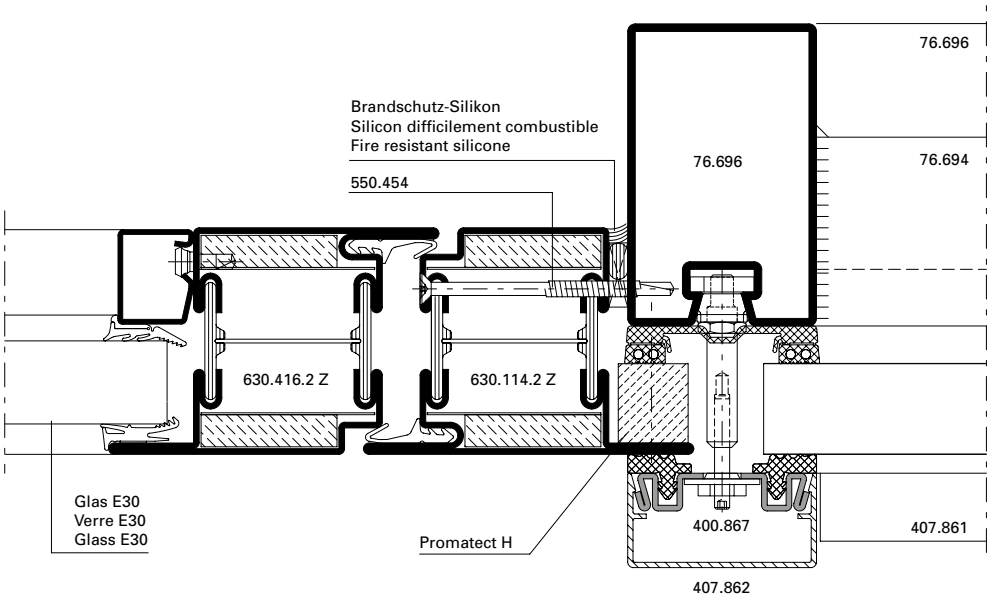

E30

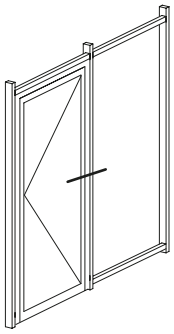

DXF **DWG**

D-402-K-003

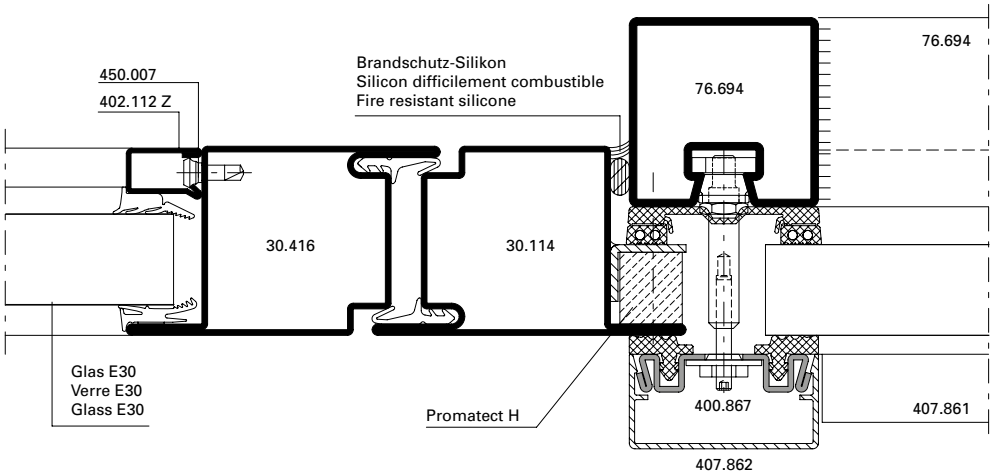

E30

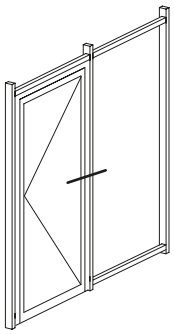

DXF **DWG**

D-402-K-008

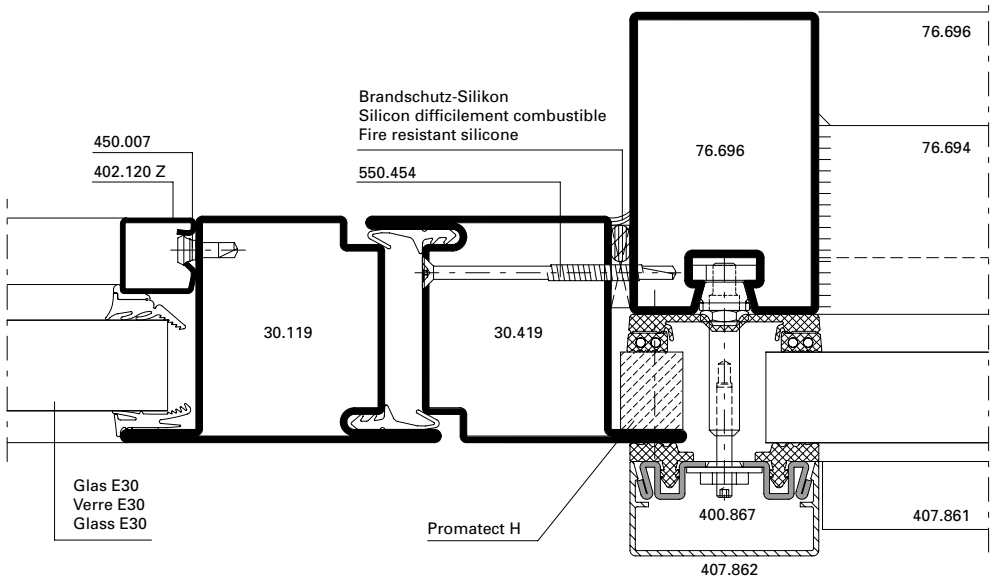

E30

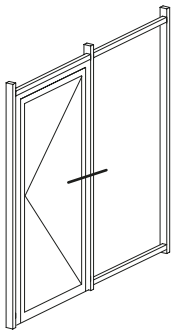

DXF **DWG**

D-402-K-007

JANSEN

Pfostenstoss **Joint de montant** **Mullion joint**

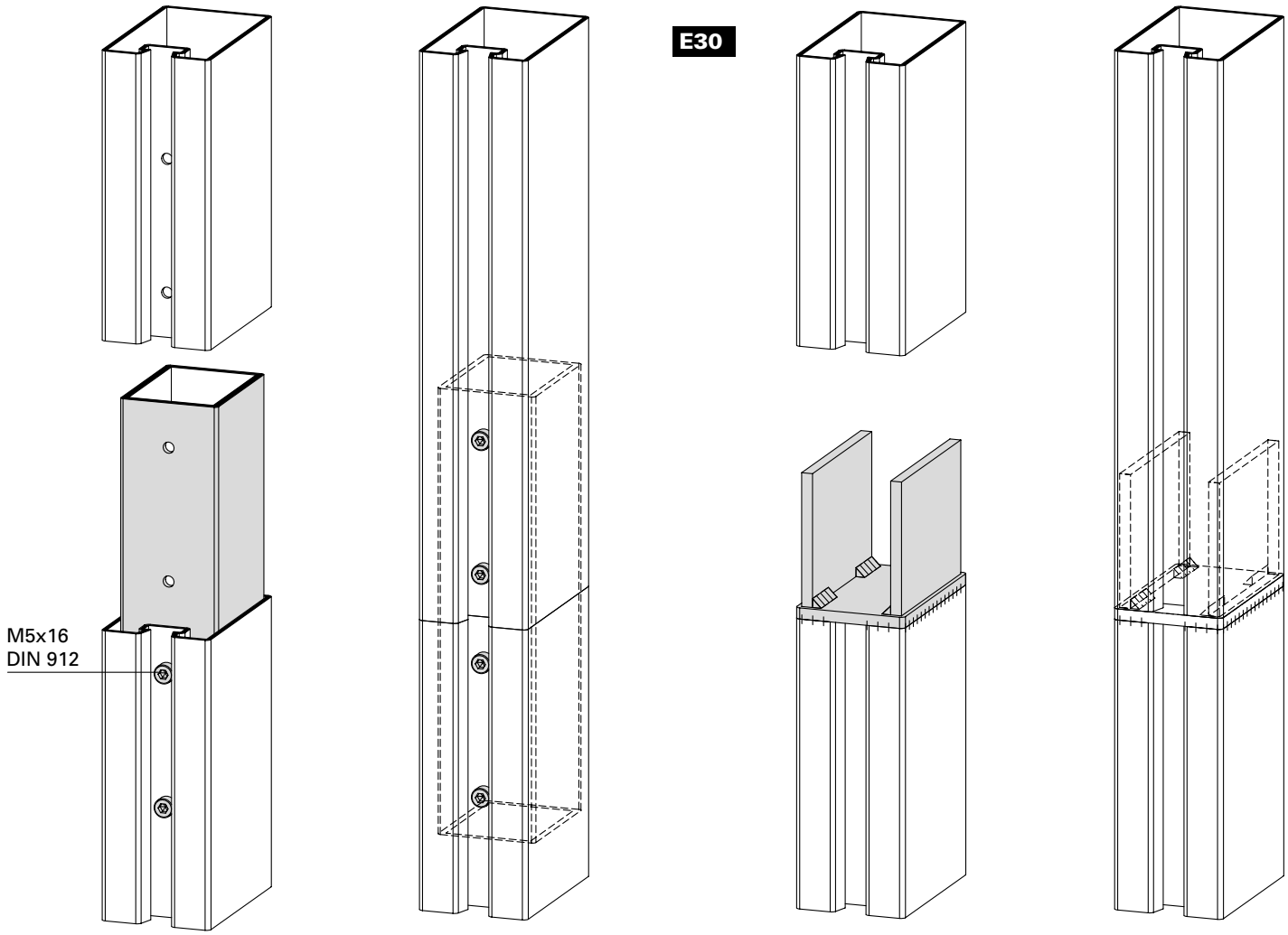

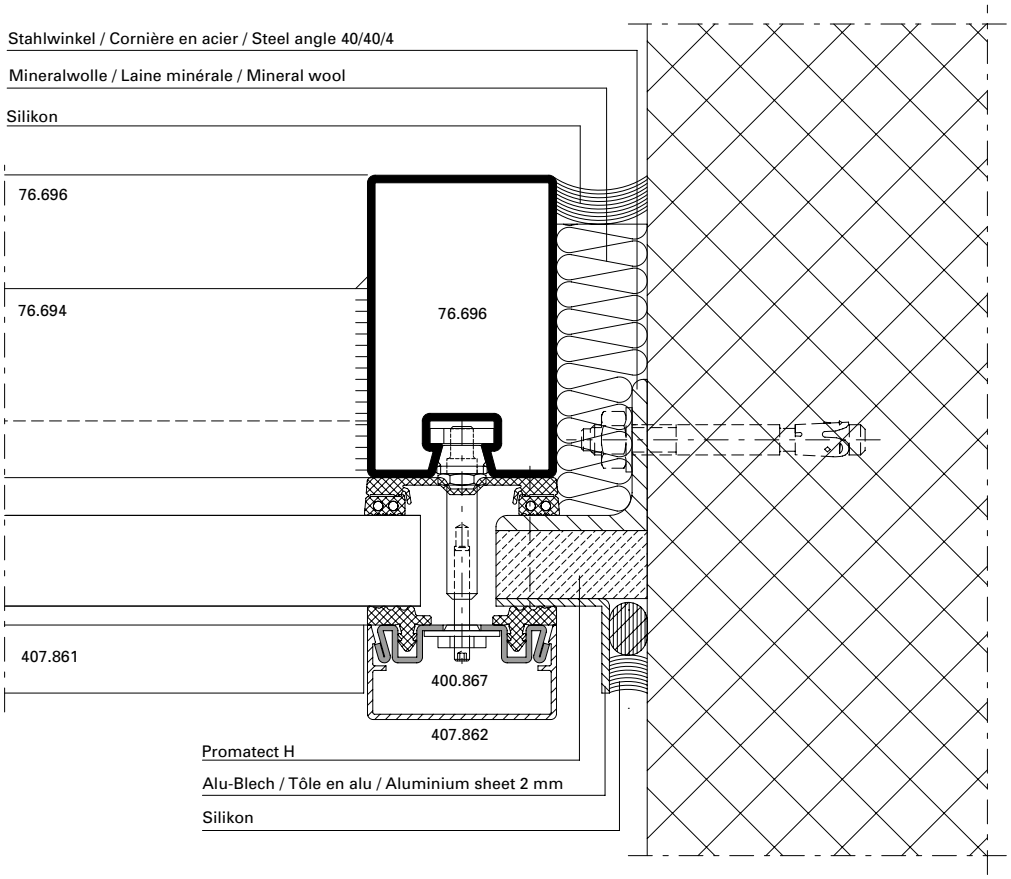

E30

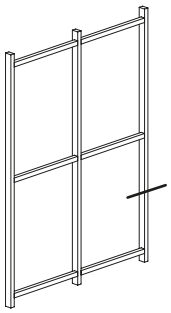

DXF **DWG**

D-402-A-001

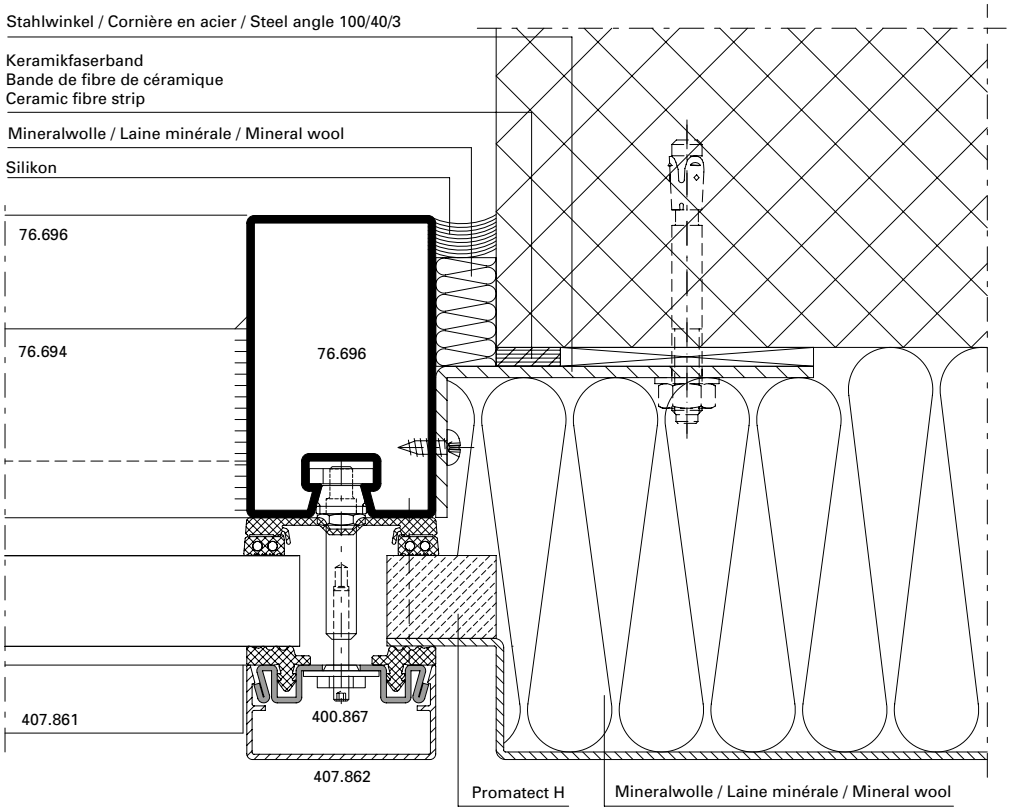

E30

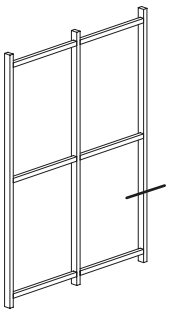

DXF **DWG**

D-402-A-002

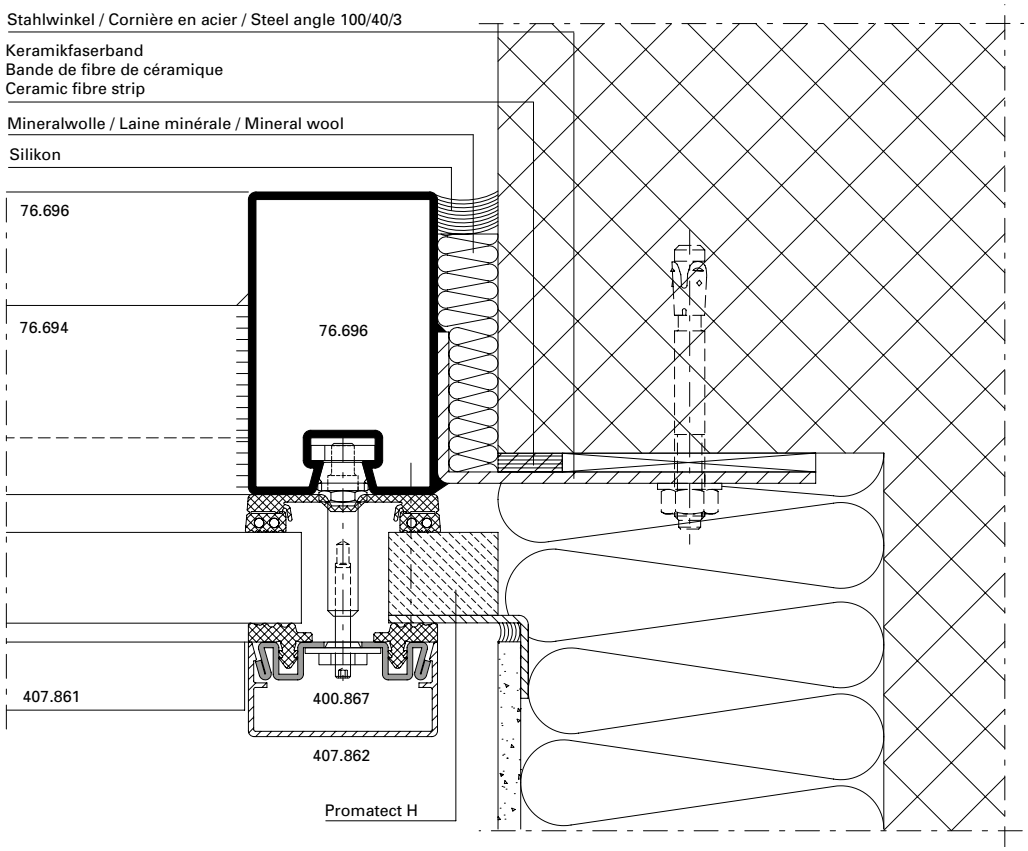

E30

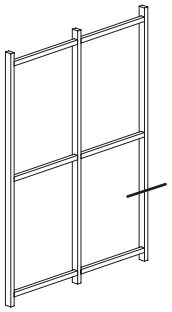

DXF **DWG**

D-402-A-003

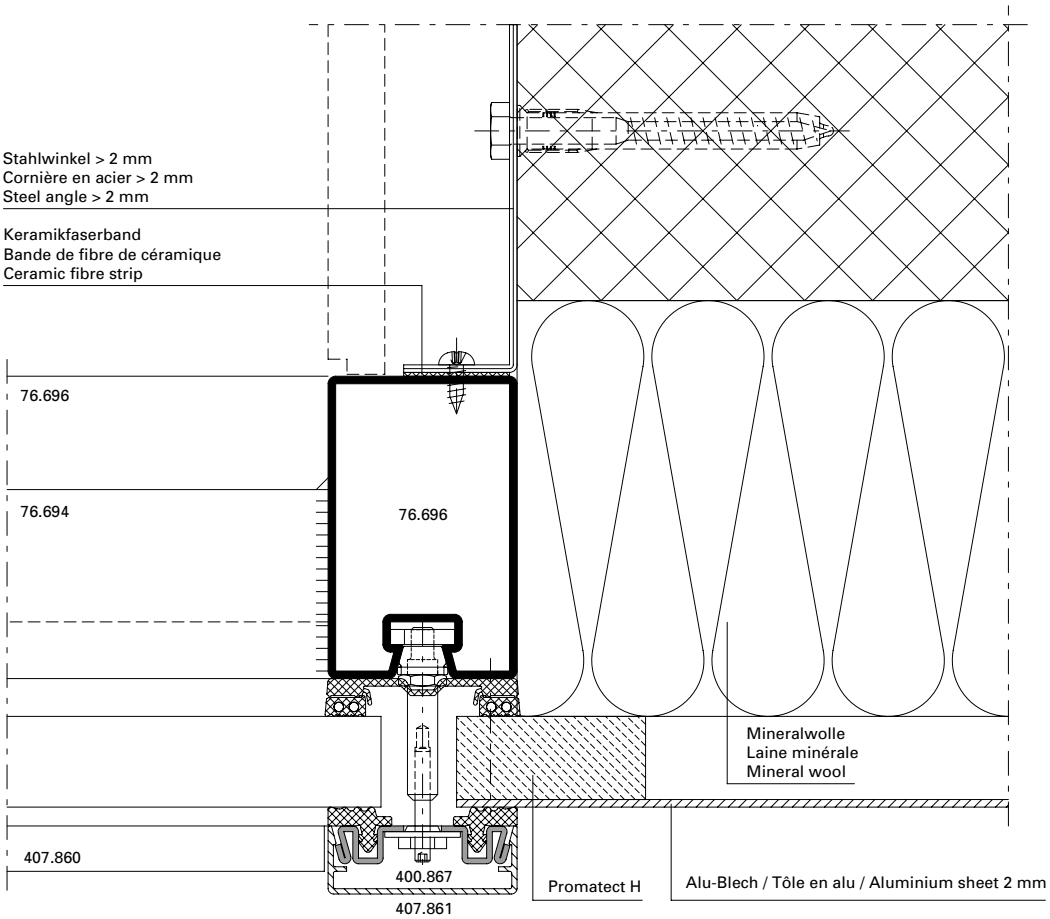

E30

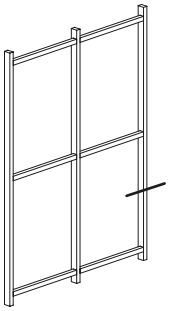

DXF **DWG**

D-402-A-004

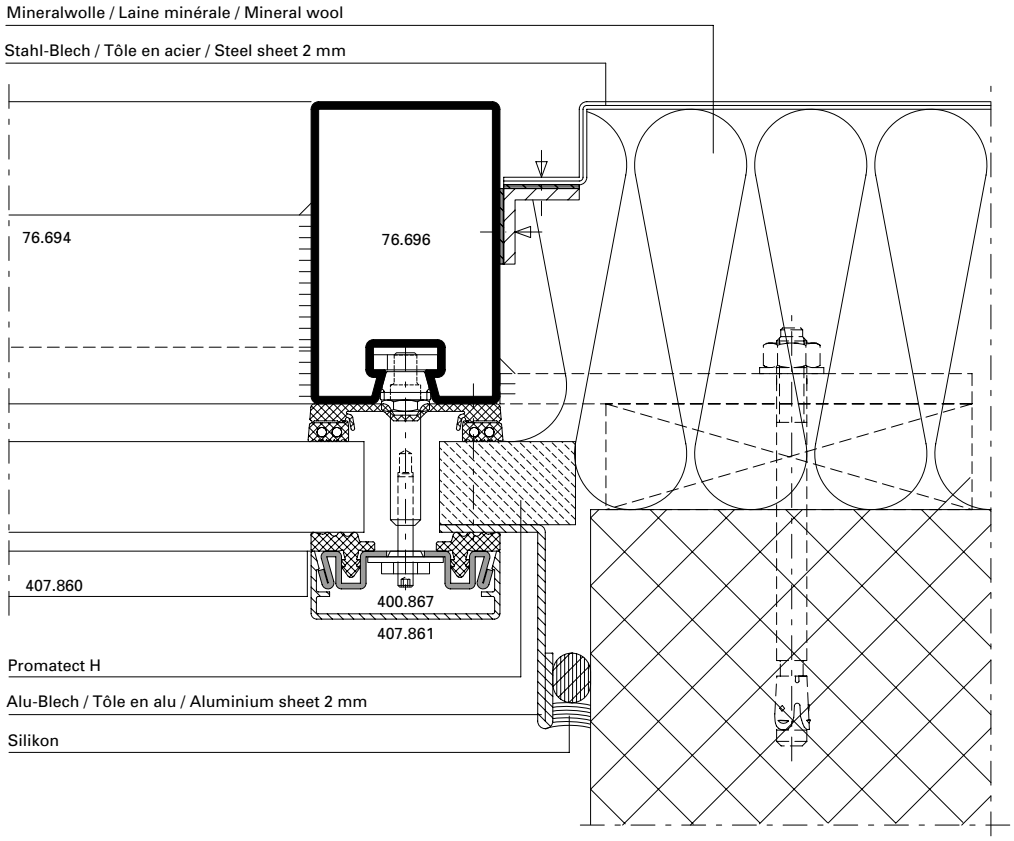

E30

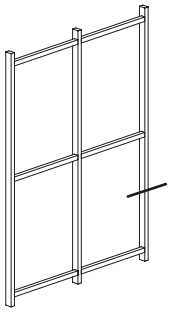

DXF **DWG**

D-402-A-005

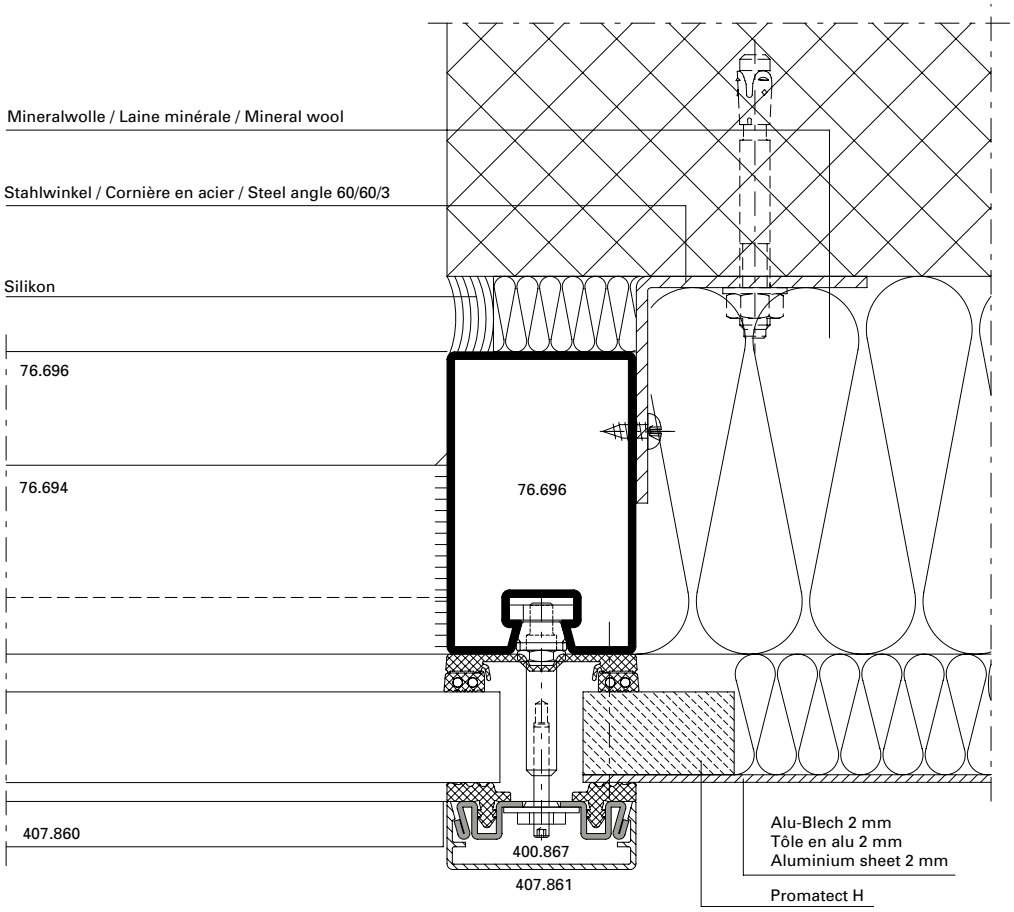

E30

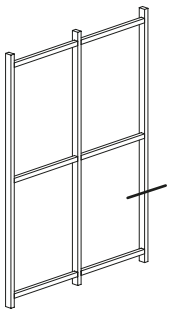

DXF **DWG**

D-402-A-006

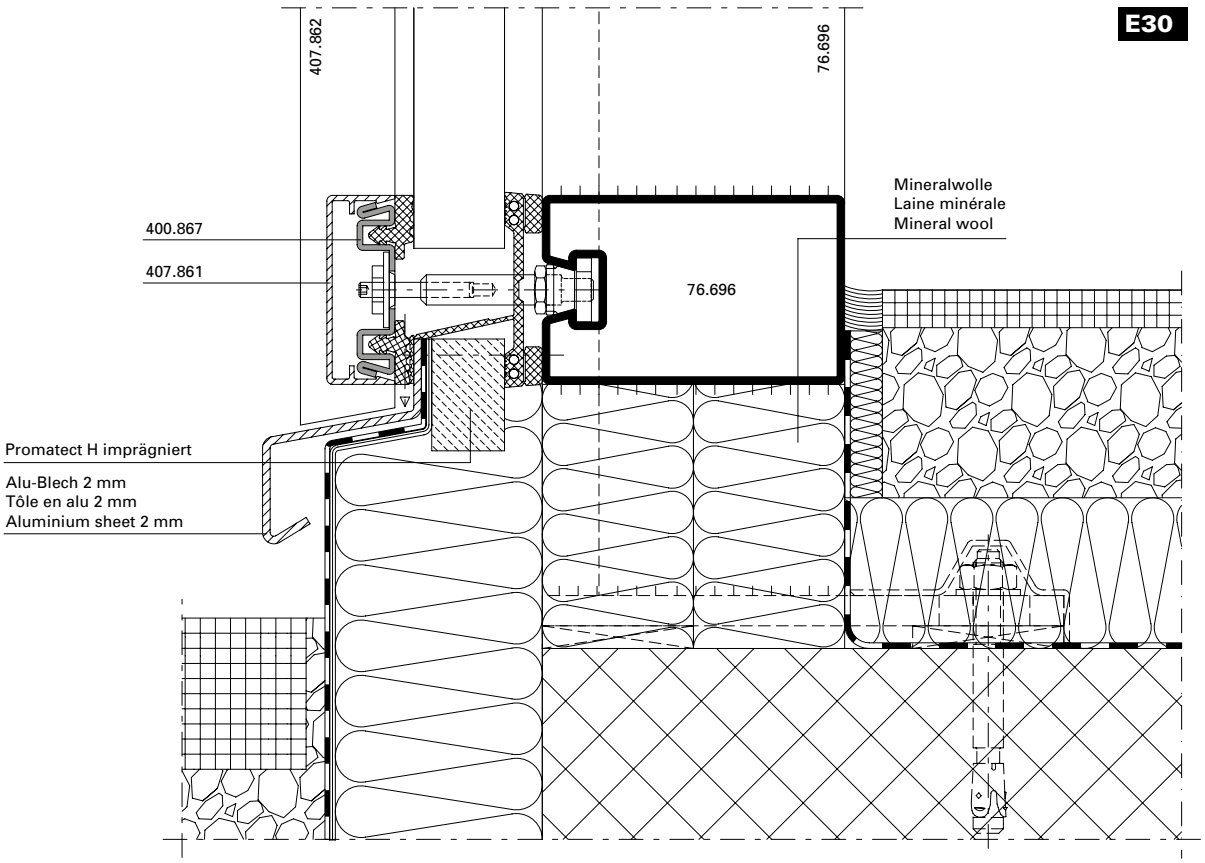

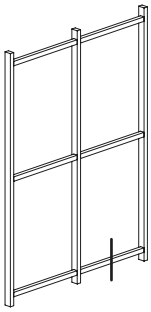

DXF DWG

D-402-A-007

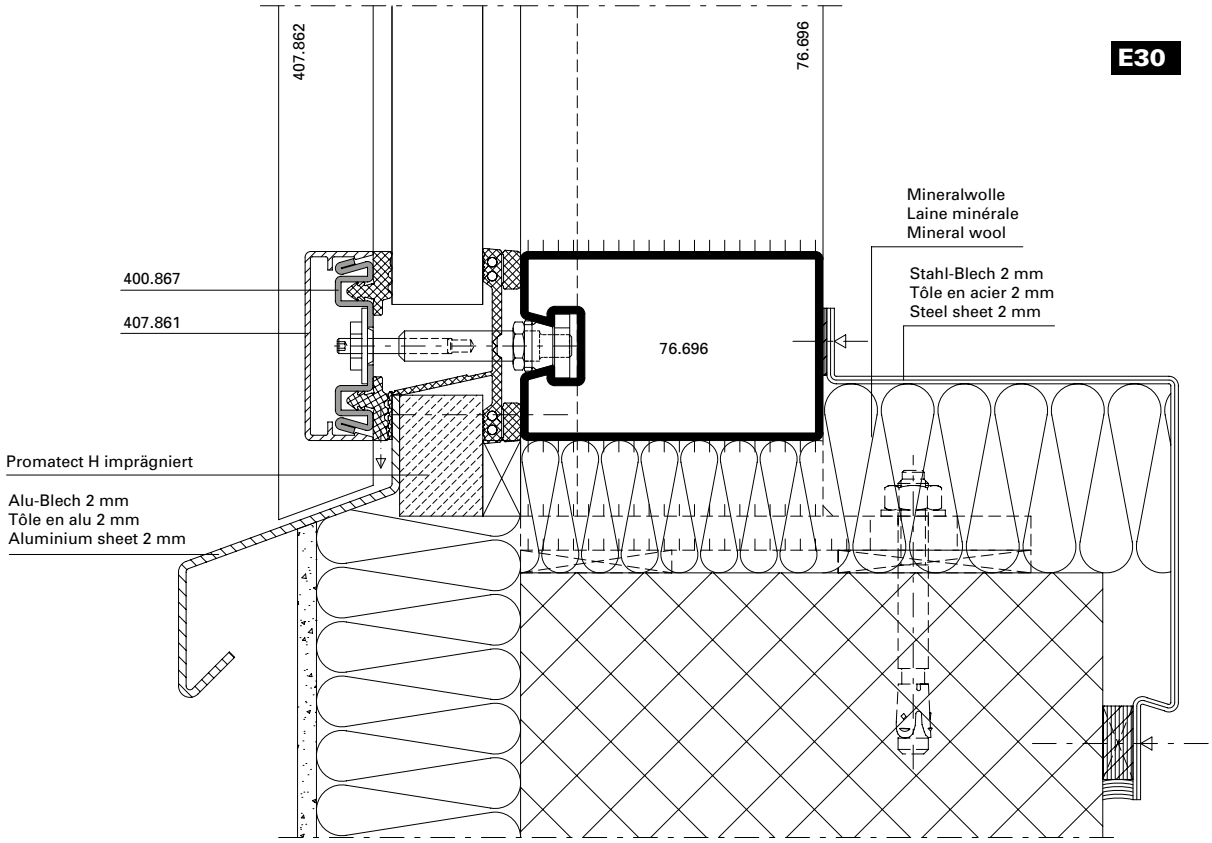

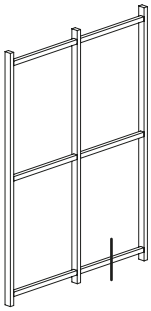

DXF DWG

D-402-A-008

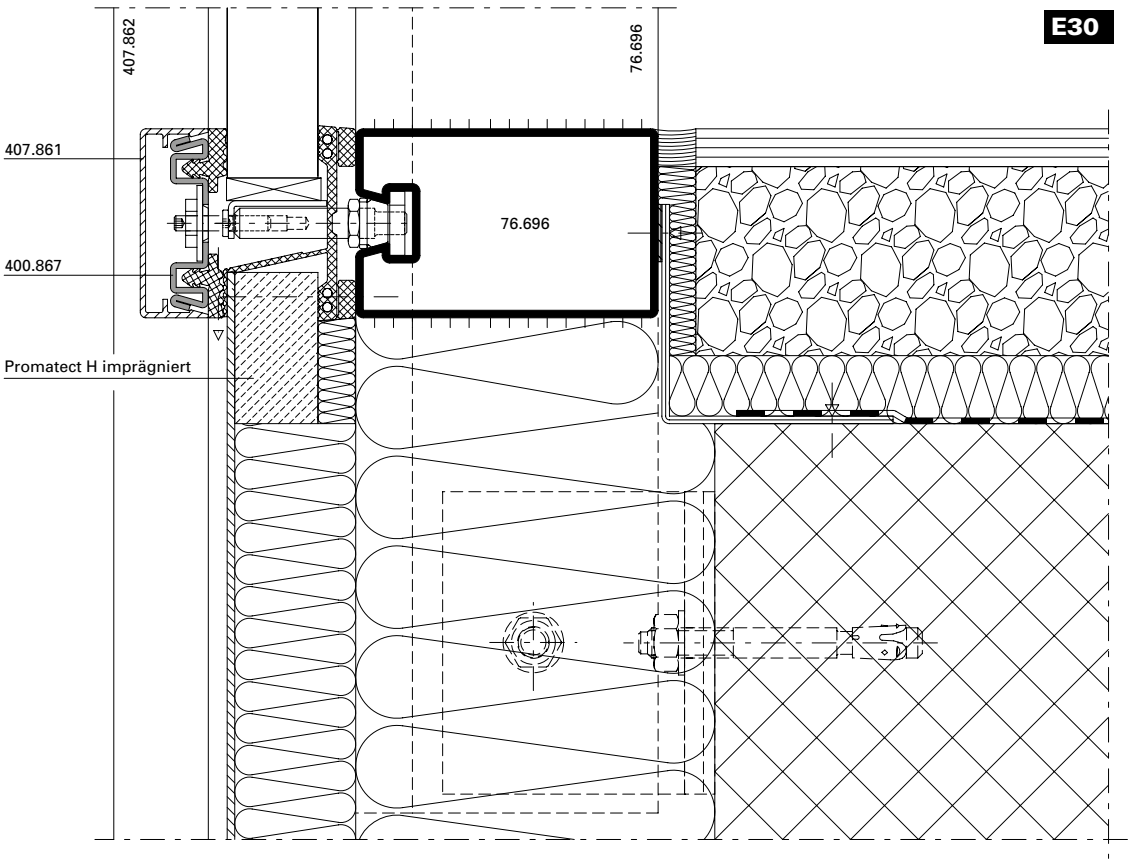

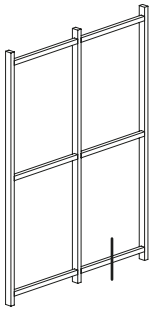

DXF DWG

D-402-A-009

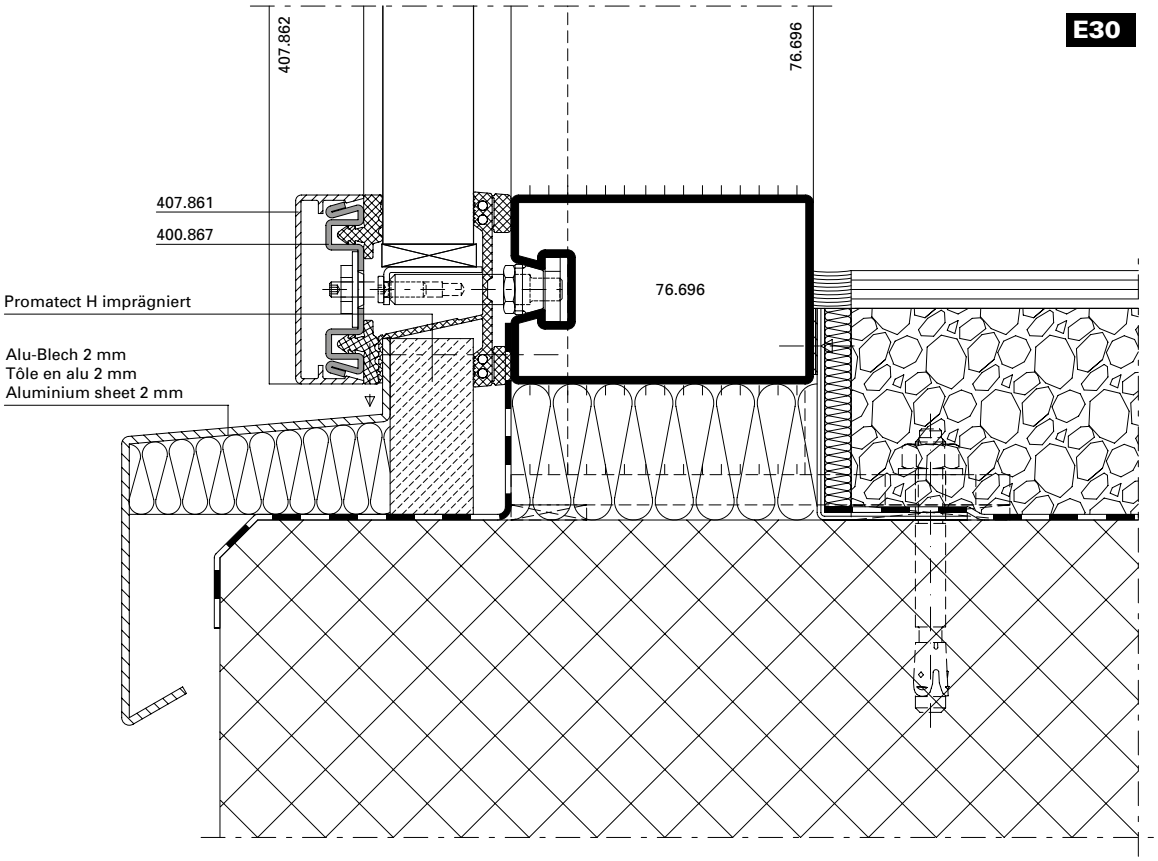

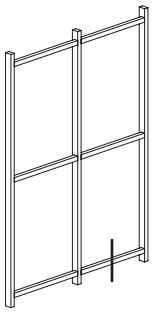

DXF DWG

D-402-A-010

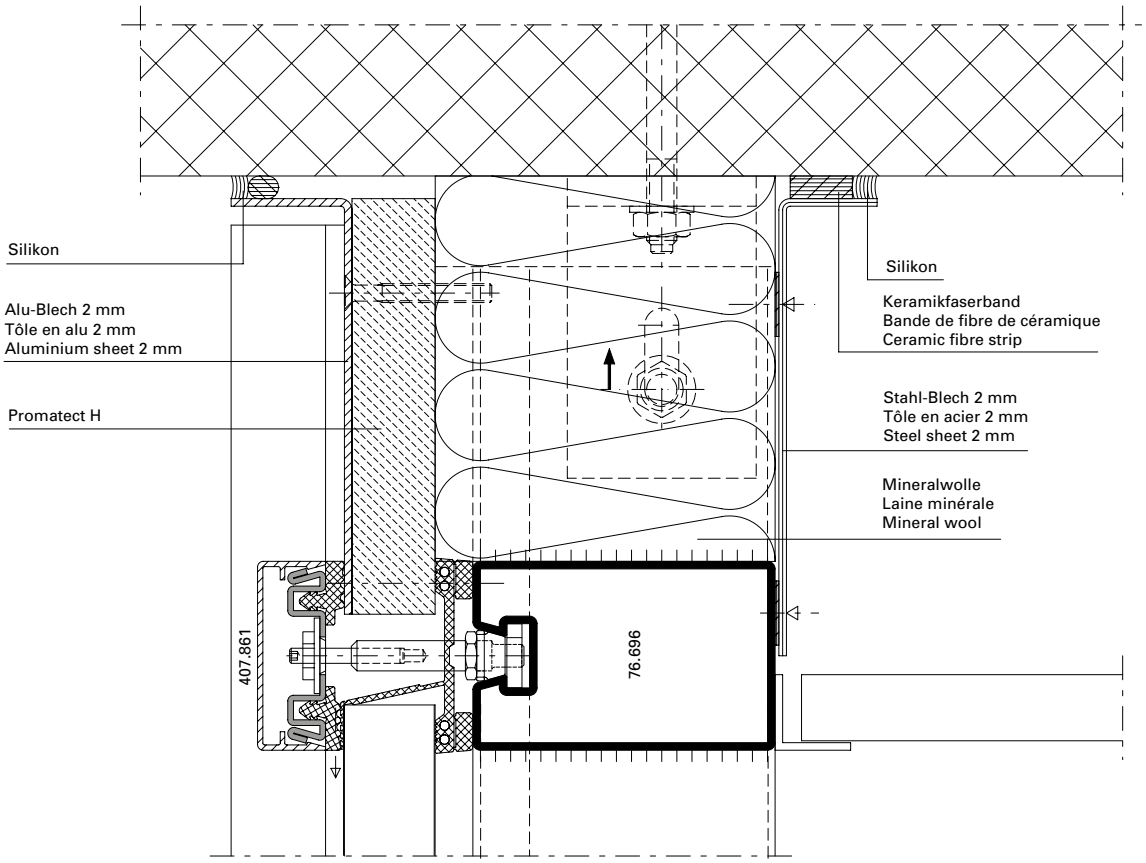

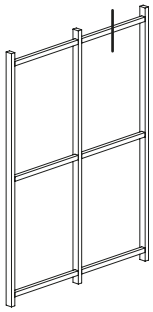

E30

DXF **DWG**

D-402-A-011

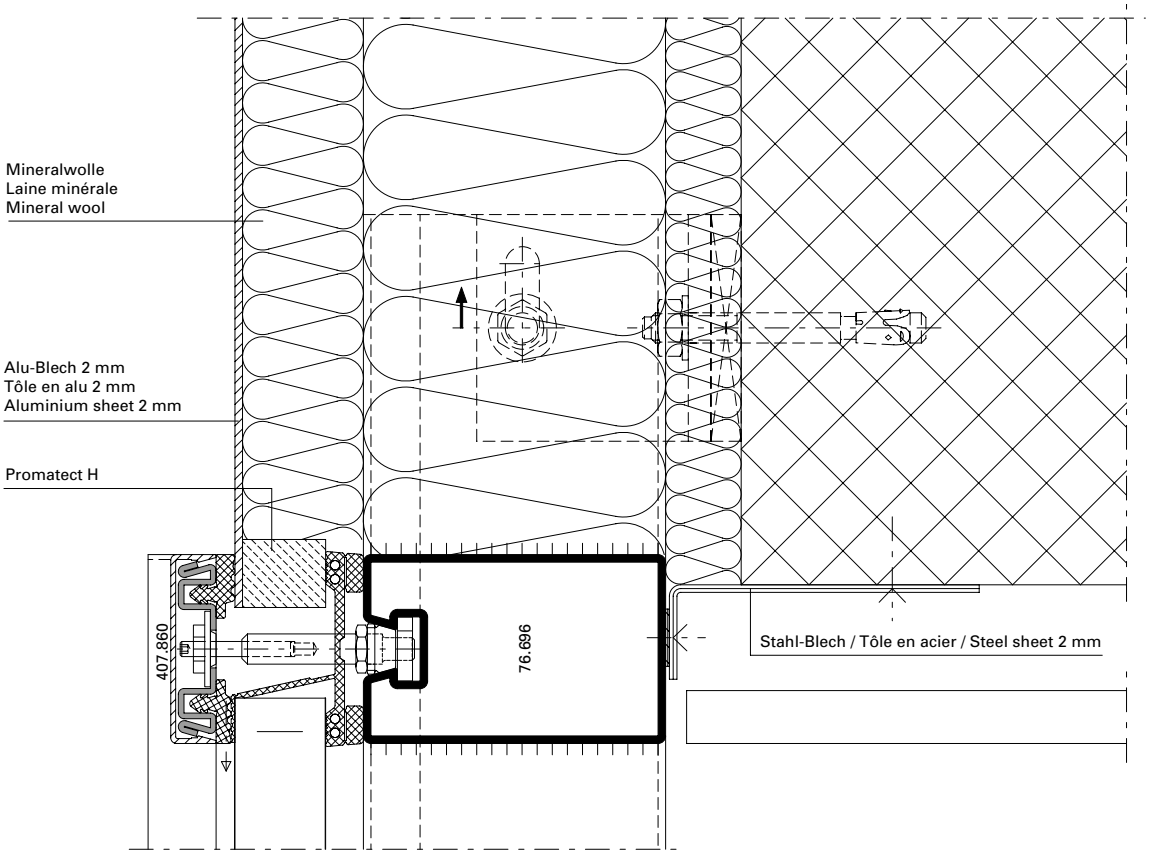

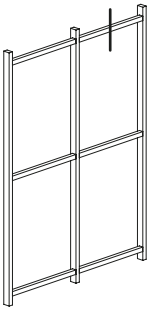

E30

DXF **DWG**

D-402-A-012

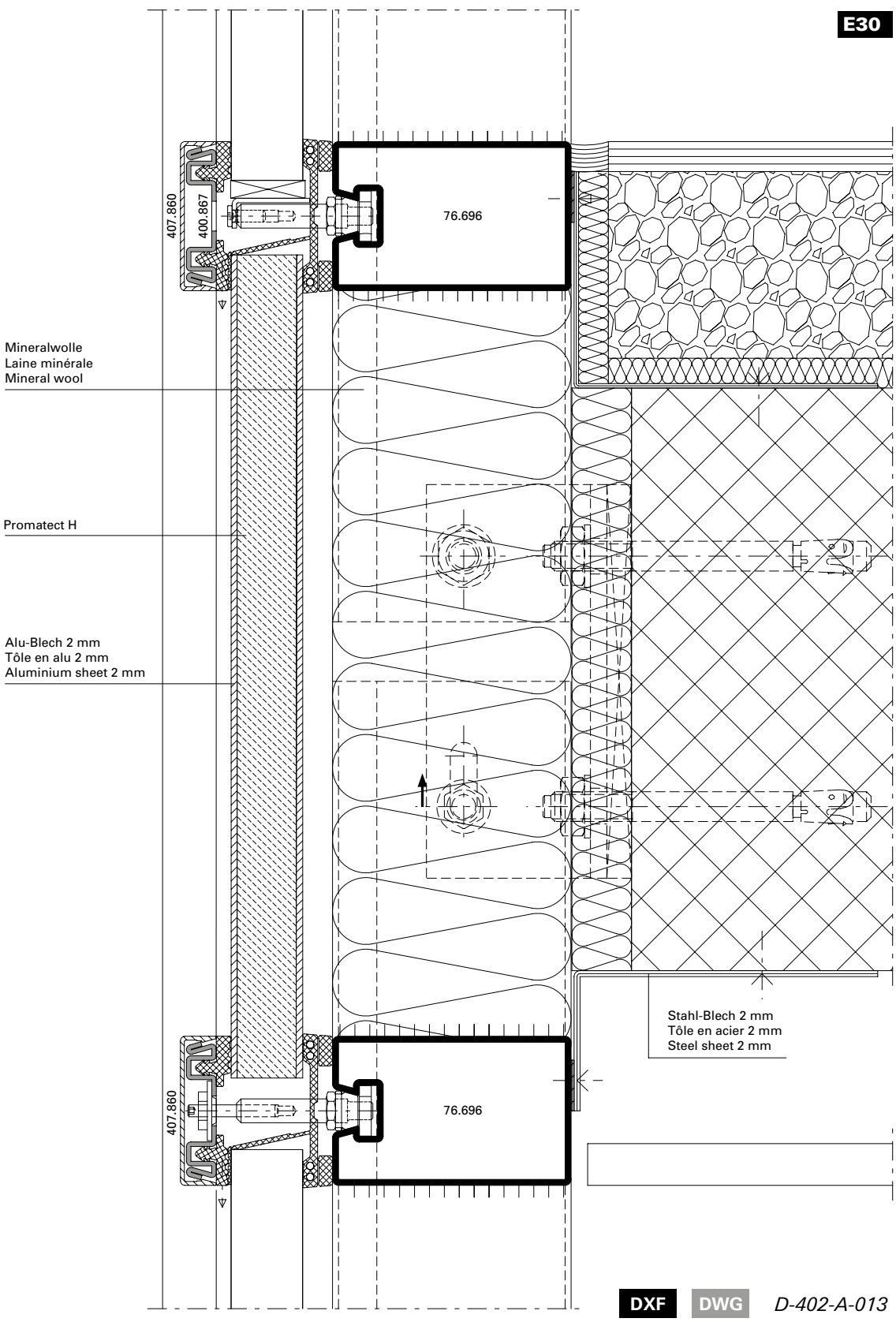
E30
407.860
400.867
76.696
Mineralwolle
Laine minérale
Mineral wool
Promatect H
Alu-Blech 2 mm
Tôle en alu 2 mm
Aluminium sheet 2 mm
Stahl-Blech 2 mm
Tôle en acier 2 mm
Steel sheet 2 mm
407.860
76.696
DXF
DWG
D-402-A-013

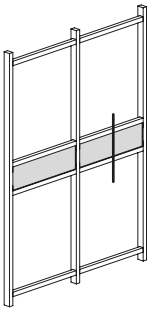

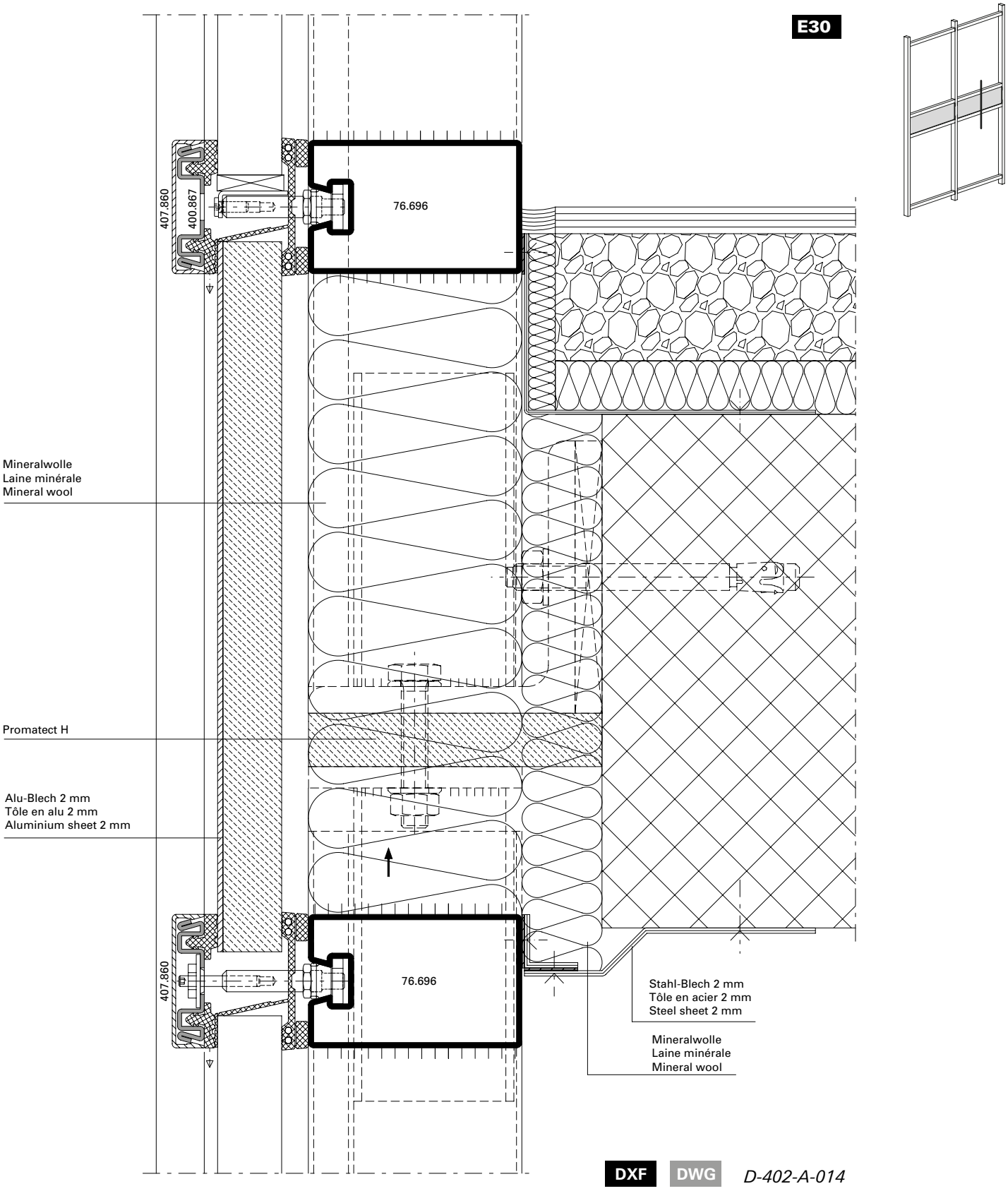
E30
407.860
400.867
76.696
Mineralwolle
Laine minérale
Mineral wool
Promatect H
Alu-Blech 2 mm
Tôle en alu 2 mm
Aluminium sheet 2 mm
407.860
76.696
Stahl-Blech 2 mm
Tôle en acier 2 mm
Steel sheet 2 mm
Mineralwolle
Laine minérale
Mineral wool
DXF
DWG
D-402-A-014

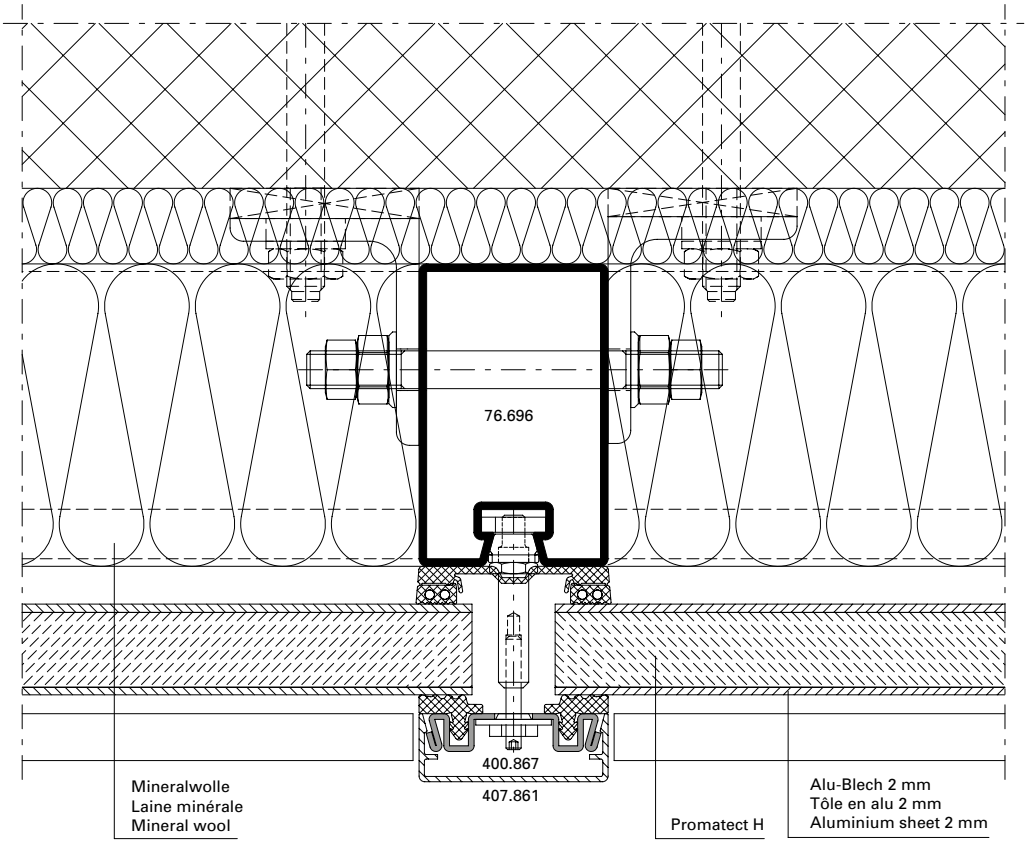

E30

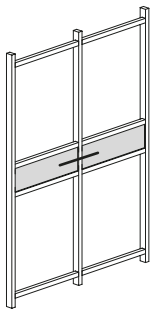

DXF **DWG**

D-402-A-015

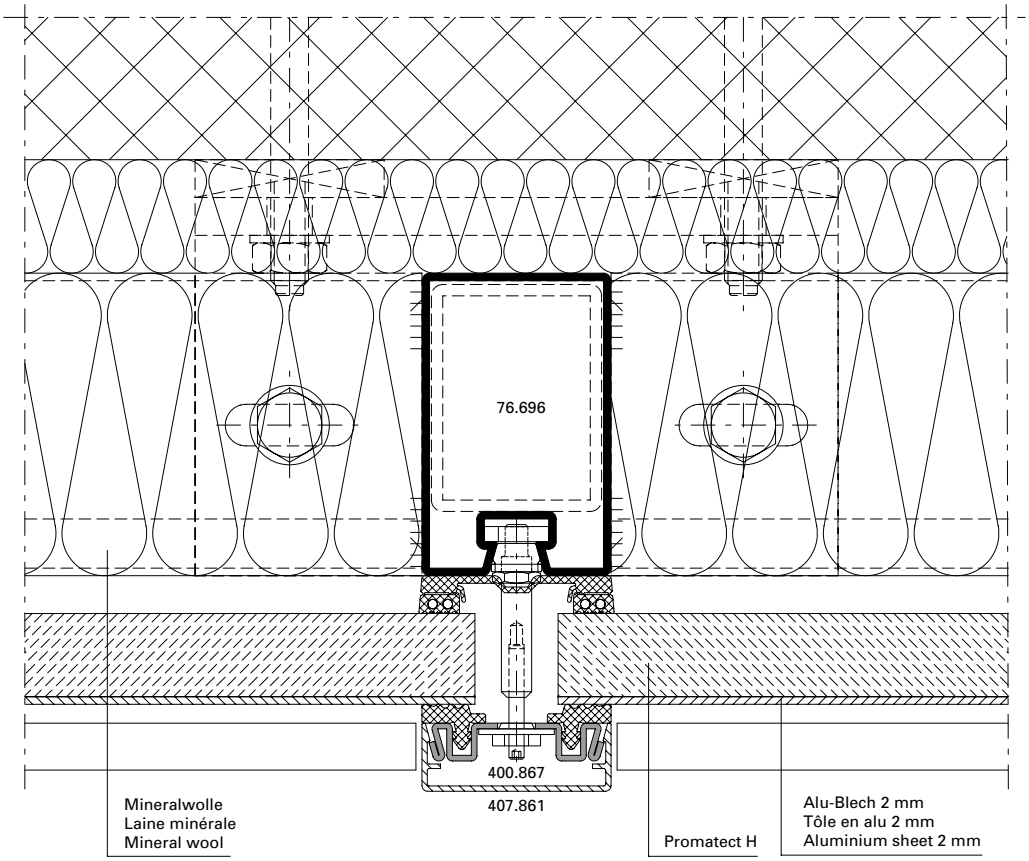

E30

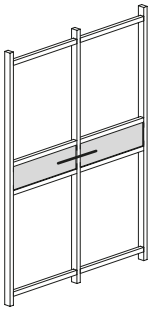

DXF **DWG**

D-402-A-016

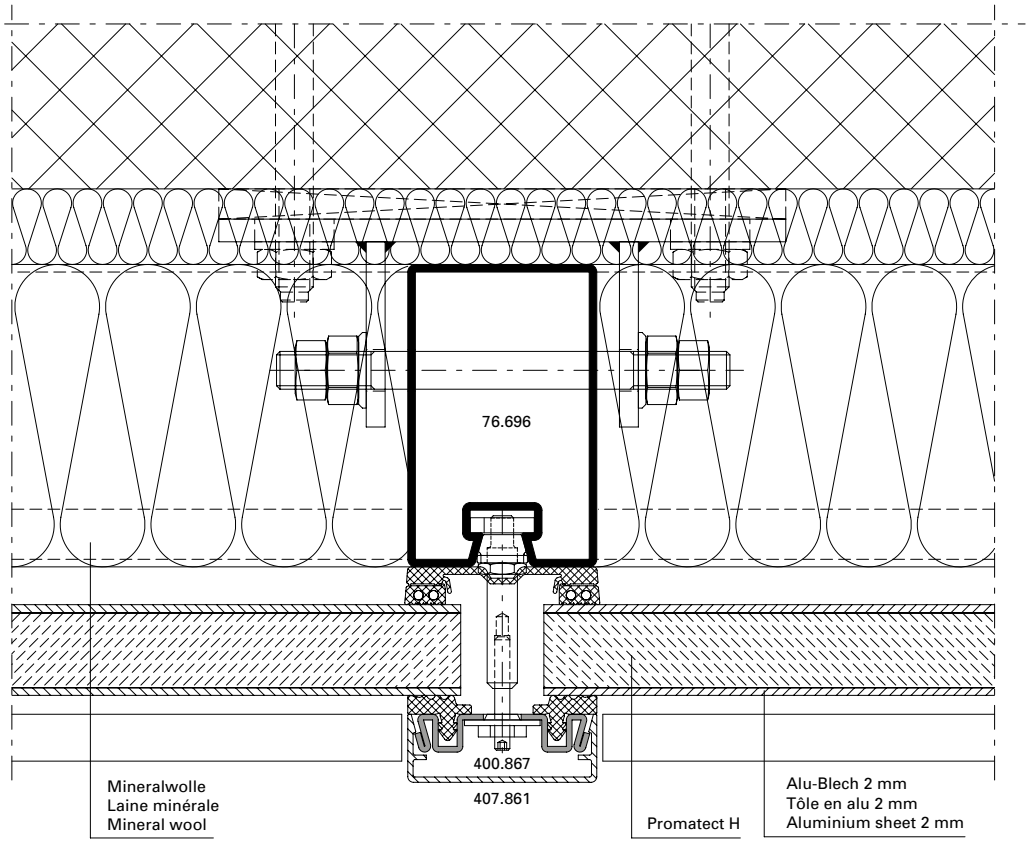

E30

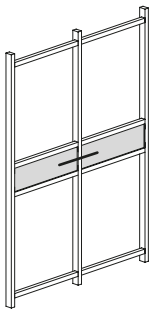

DXF **DWG**

D-402-A-017

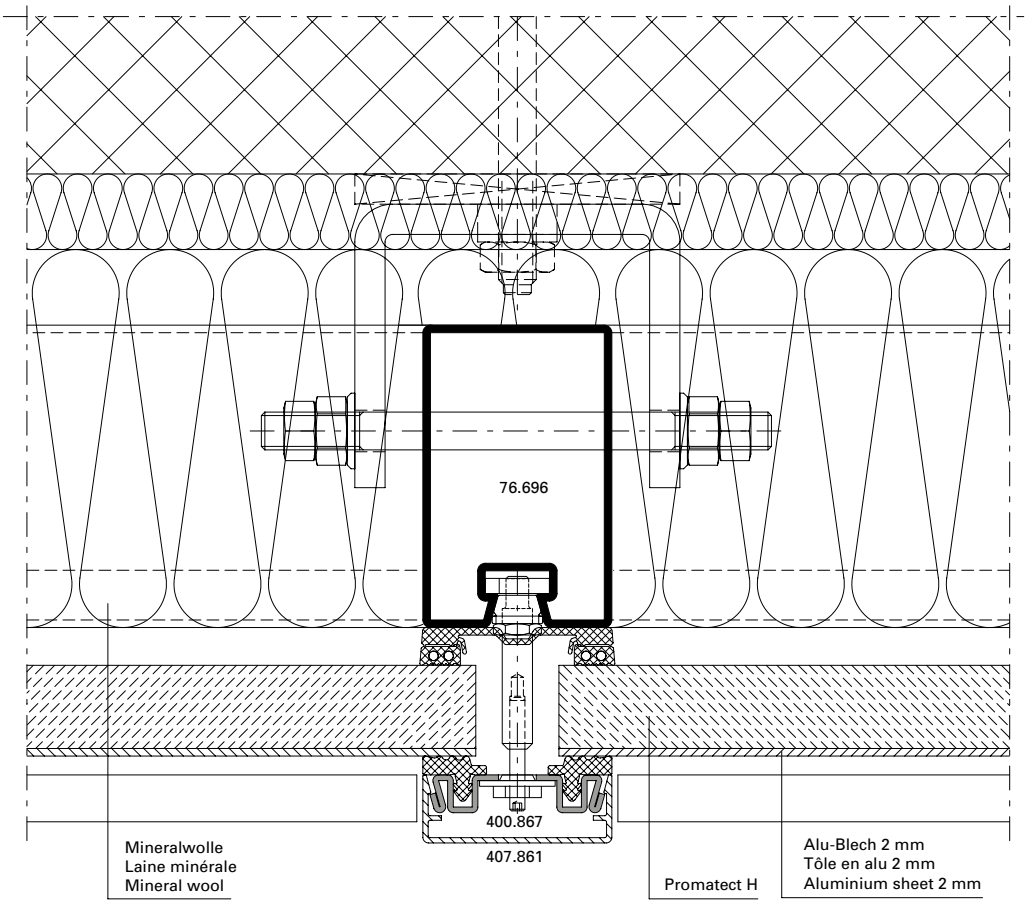

E30

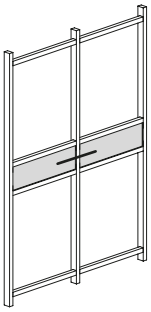

DXF **DWG**

D-402-A-018

Glaseinstand

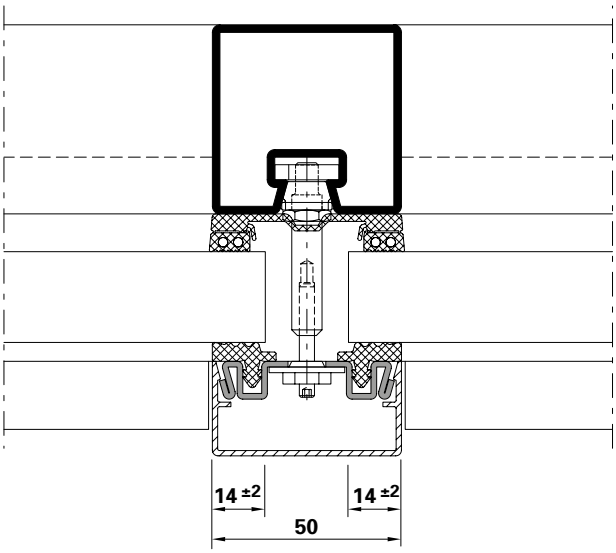

Prise en feuillure

E30

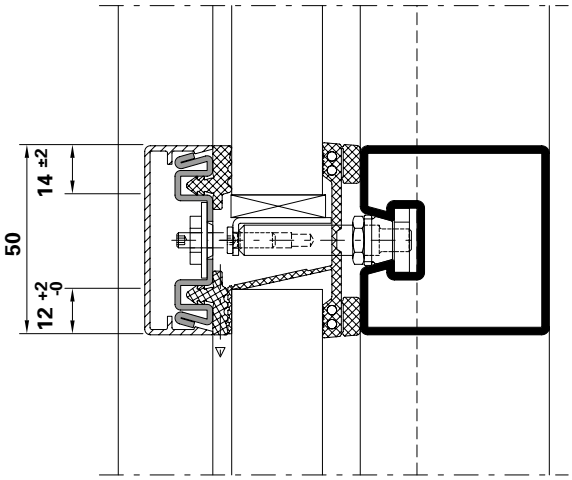

Glass edge cover

Die landesspezifischen Brandschutz-Zulassungen bzw. deren Bestimmungen und Vorschriften sind zu beachten.

Les certificats de protection incendie spécifiques au pays, leurs dispositions et leurs prescriptions doivent être respectés.

Fire-protection approvals or applicable national regulations and determinations must be observed.

VISS Fire TVS (vertikal)
Brandschutzverglasung
Klasse EI

Hinweis:

Bei der Auswahl von Schnittpunkten, Konstruktions-Details und Bauanschlüssen sind die landesspezifischen Brandschutz-Zulassungen und Vorschriften zwingend zu beachten!

VISS Fire TVS (vertical)
Vitrage coupe feu
Classe EI

Note:

Les certificats de protection incendie et les prescriptions spécifiques au pays doivent être impérativement respectés lors du choix des coupe de détails, des détails de construction et des raccordements au mur!

VISS Fire TVS (vertical)
Fire protection glazing
Class EI

Note:

When selecting section details, construction details and attachment to structure, the national fire-protection approvals and regulations must be observed (mandatory)!

Messe- und Kongresszentrum MECC Maastricht/NL (Architekt: Henket + Partners Architekten, Esch/NL)

Pfosten-Detail **Détail du montant** **Detail of mullion**

Für die EI30 Klassifizierung von vertikalen Fassaden gilt ausschliesslich die Dokumentation VISS Fire EI30

Pour la classification EI30 de façades verticales, seule la documentation VISS Fire EI30 est applicable

The VISS Fire EI30 documentation applies exclusively to the EI30 classification of vertical façades.

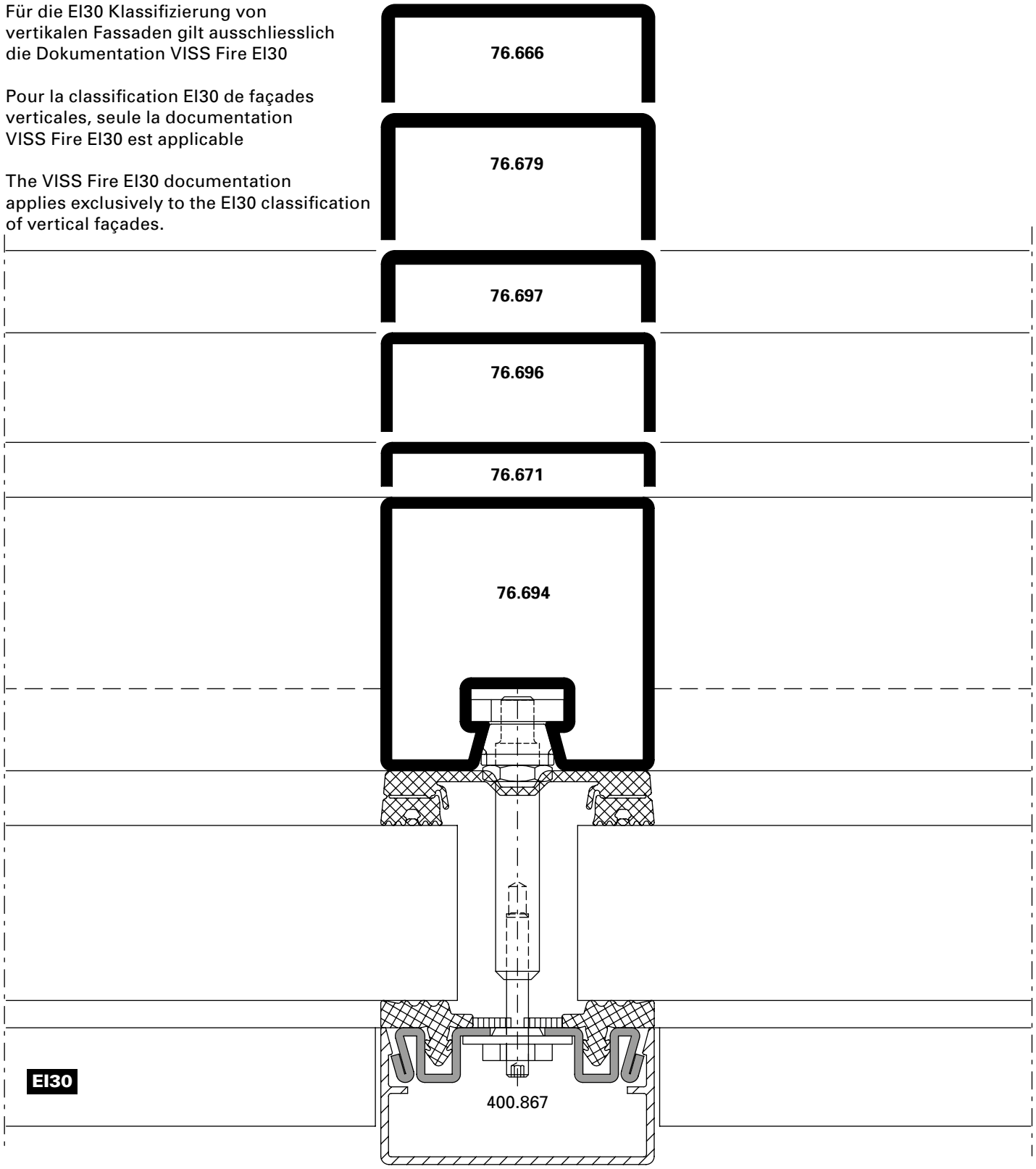

DXF DWG *D-403-C-001*

Riegel-Detail **Détail de la traverse** **Detail of transom**

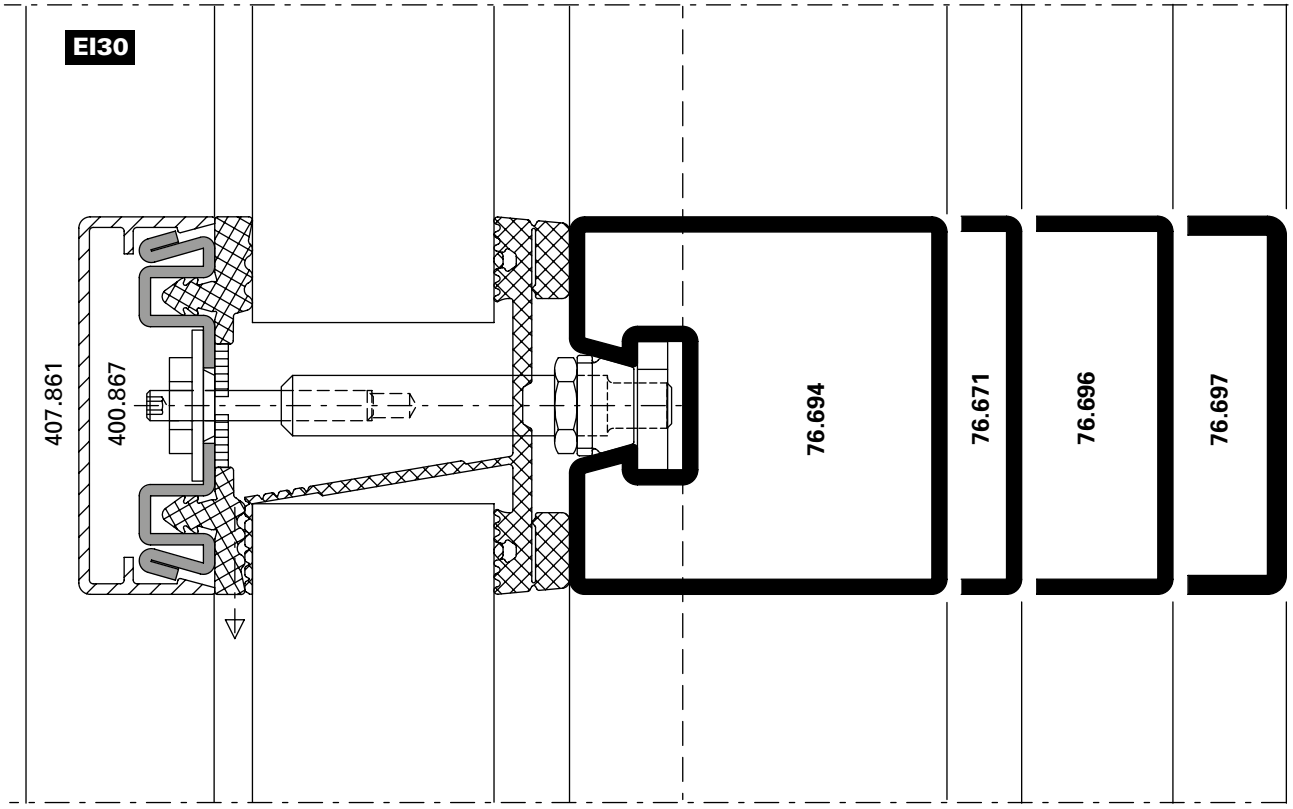

D-403-C-002 DWG DXF

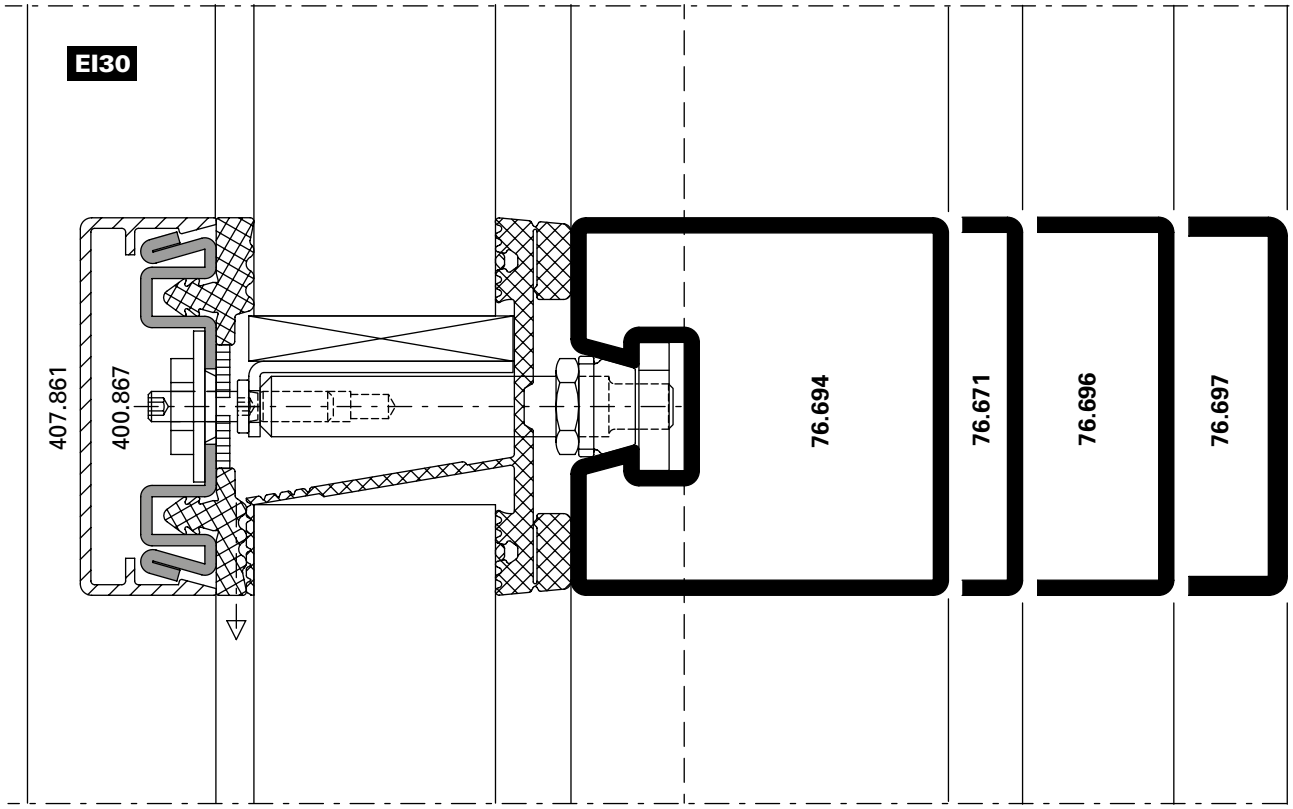

D-403-C-003 DWG DXF

Pfosten-Detail **Détail du montant** **Detail of mullion**

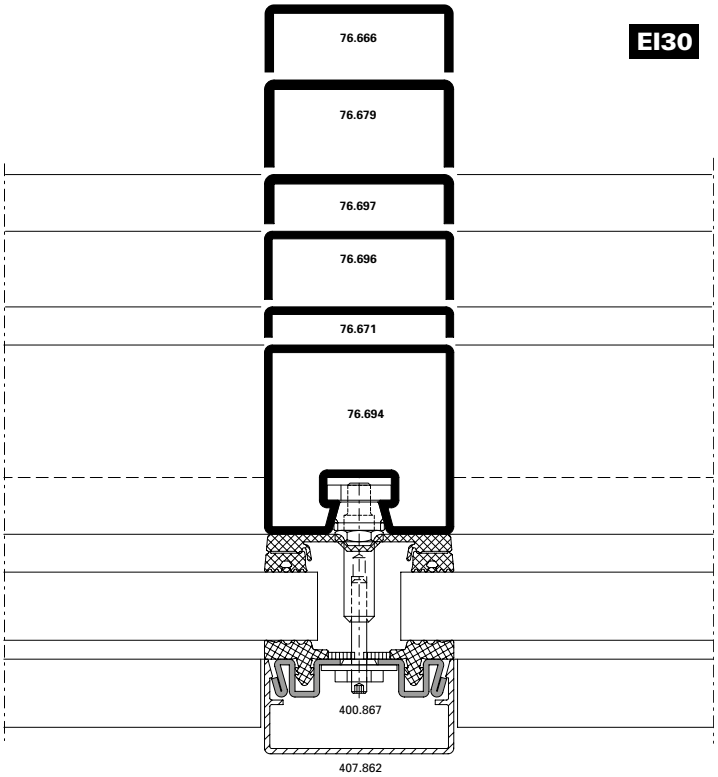

EI30

Für die EI30 Klassifizierung von vertikalen Fassaden gilt ausschliesslich die Dokumentation VISS Fire EI30

Pour la classification EI30 de façades verticales, seule la documentation VISS Fire EI30 est applicable

The VISS Fire EI30 documentation applies exclusively to the EI30 classification of vertical façades.

DXF **DWG** *D-403-C-010*

Riegel-Detail **Détail de la traverse** **Detail of transom**

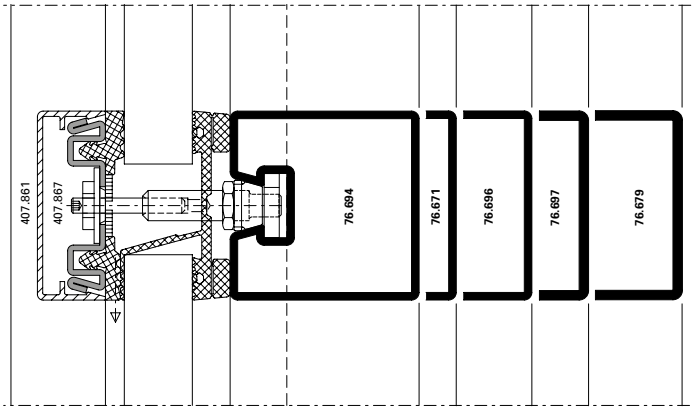

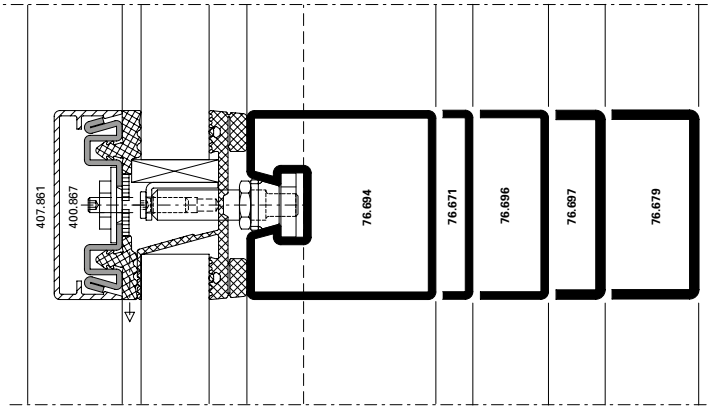

EI30

DXF **DWG** *D-403-C-011*

DXF **DWG** *D-403-C-012*

Pfosten-Detail **Détail du montant** **Detail of mullion**

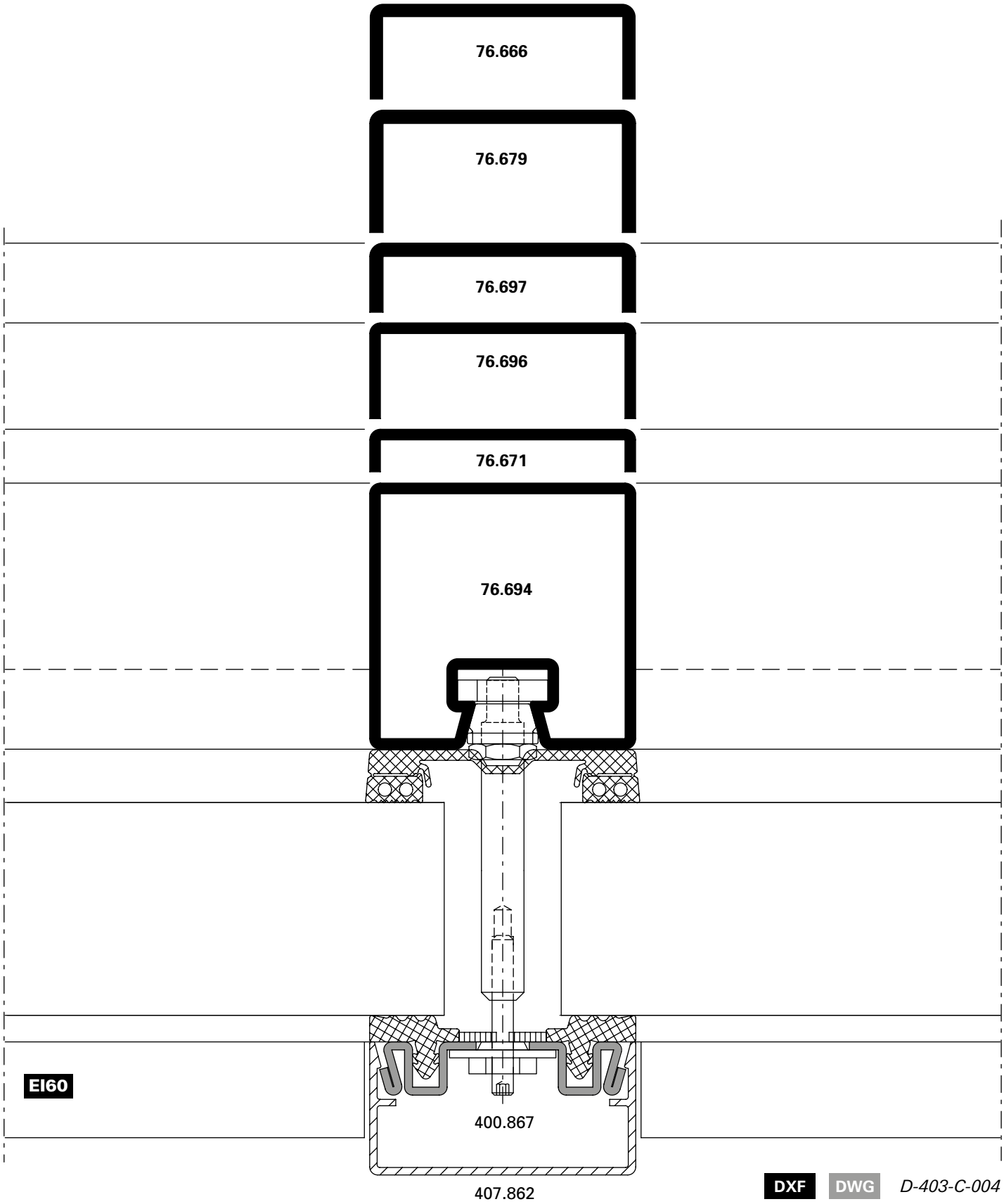

DXF DWG *D-403-C-004*

Riegel-Detail **Détail de la traverse** **Detail of transom**

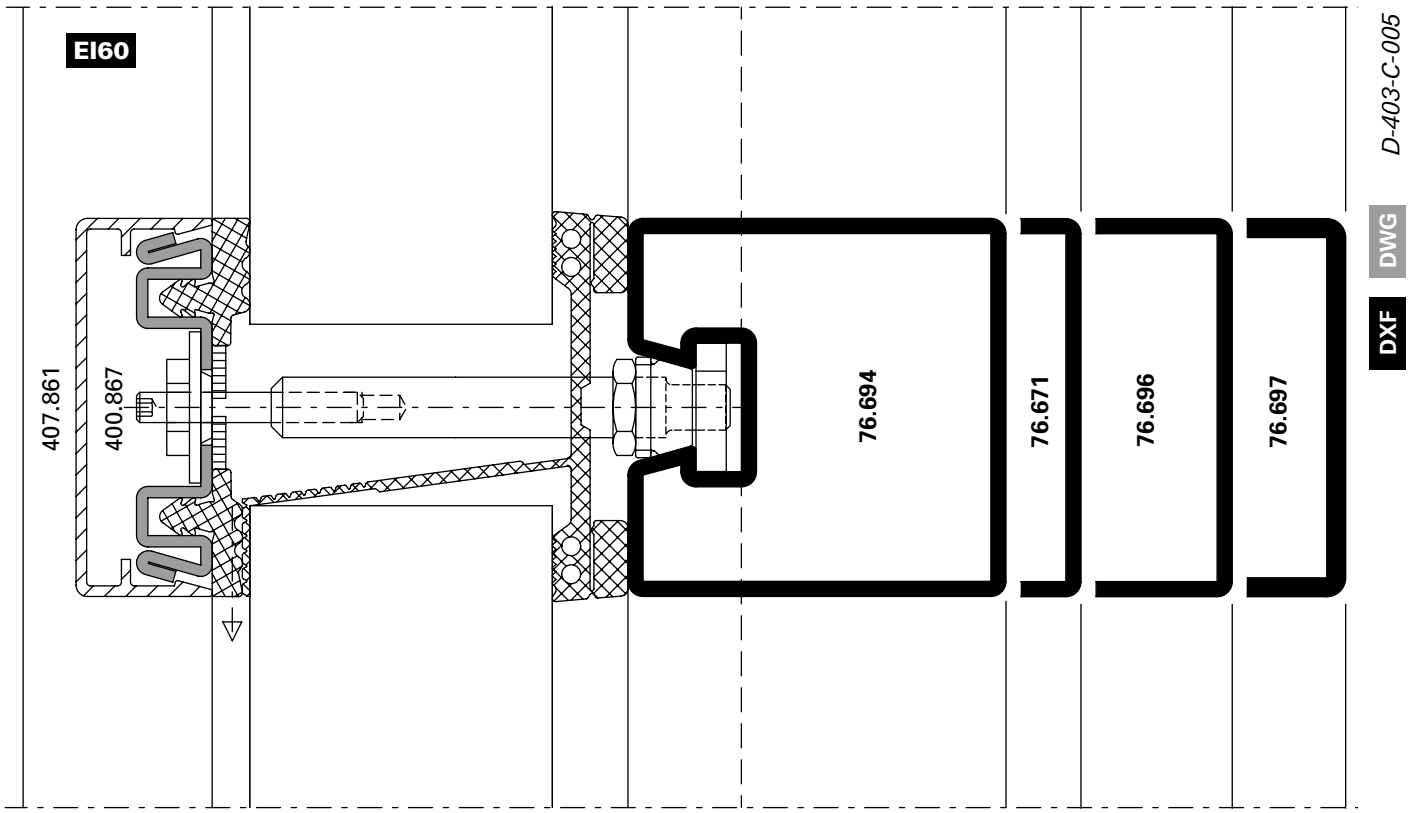

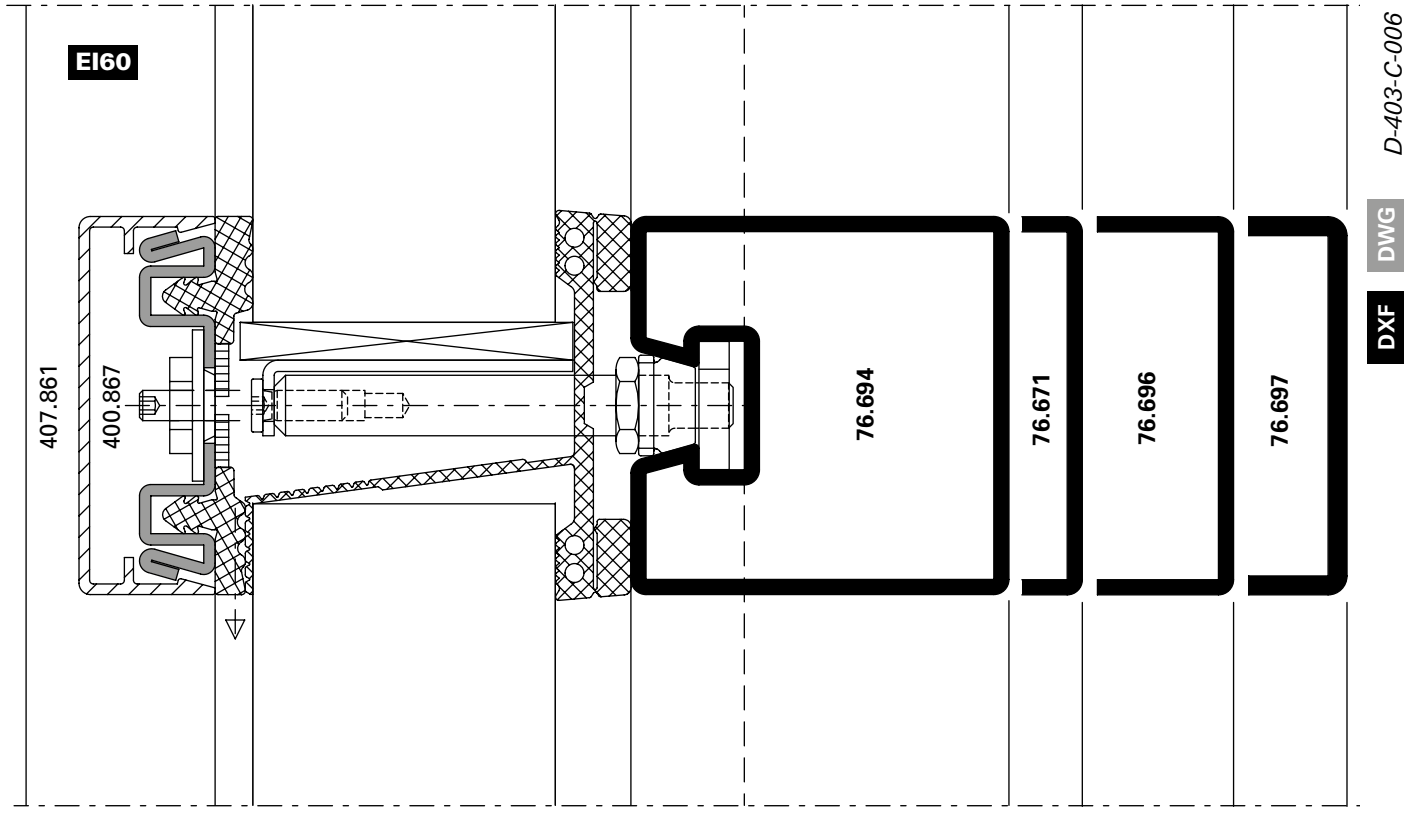

Pfosten-Detail **Détail du montant** **Detail of mullion**

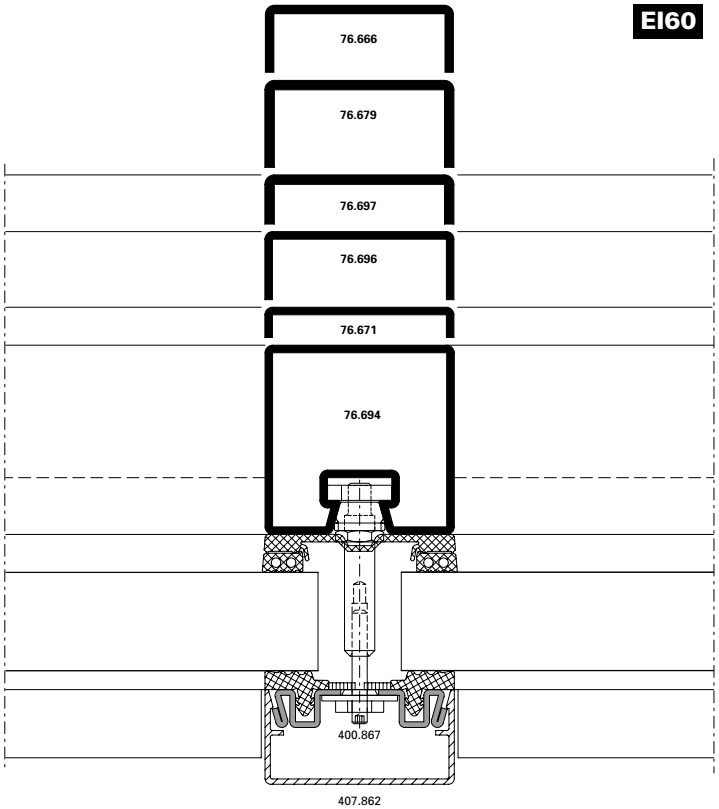

DXF DWG *D-403-C-013*

Riegel-Detail **Détail de la traverse** **Detail of transom**

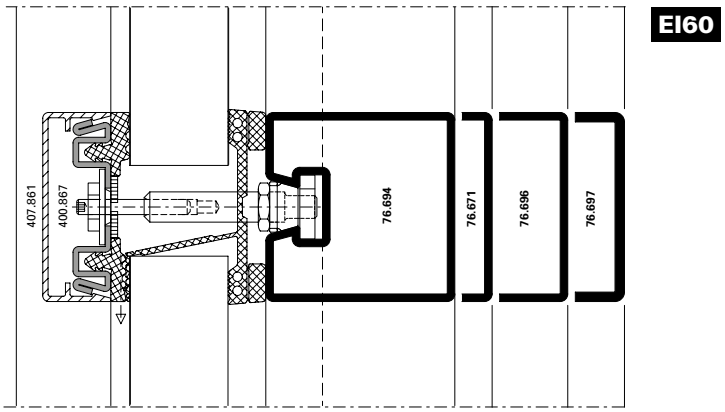

DXF DWG *D-403-C-014*

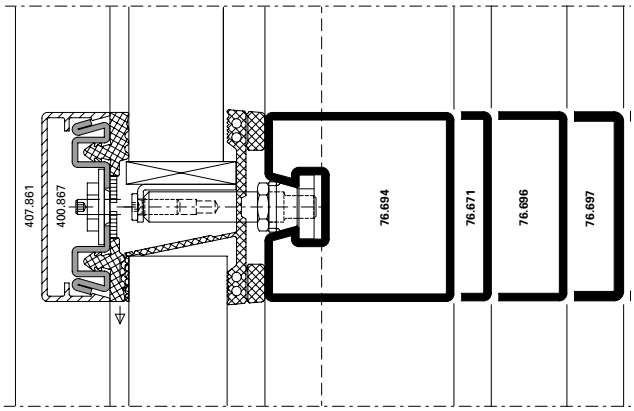

DXF DWG *D-403-C-015*

Pfosten-Detail **Détail du montant** **Detail of mullion**

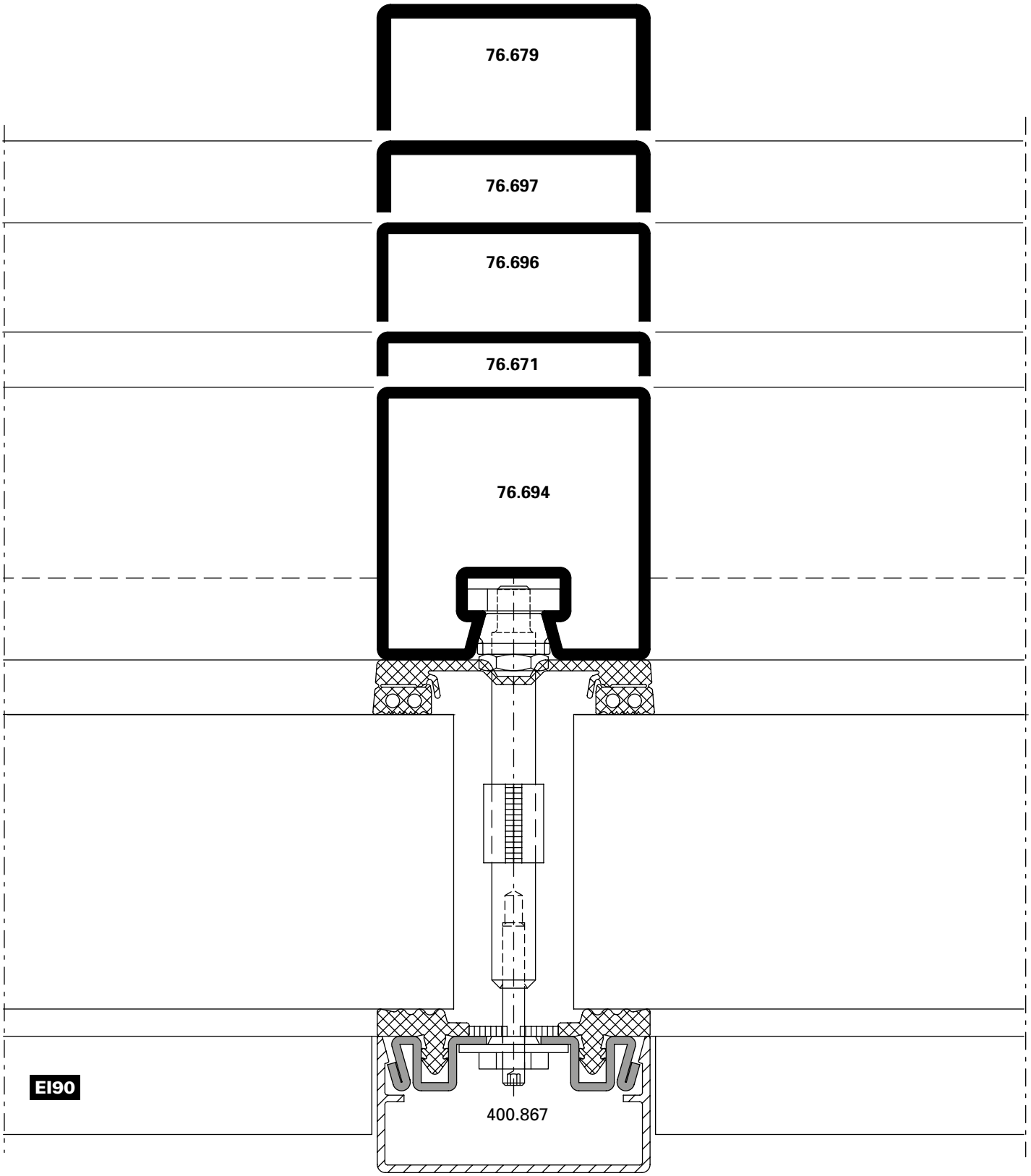

DXF DWG *D-403-C-007*

Riegel-Detail **Détail de la traverse** **Detail of transom**

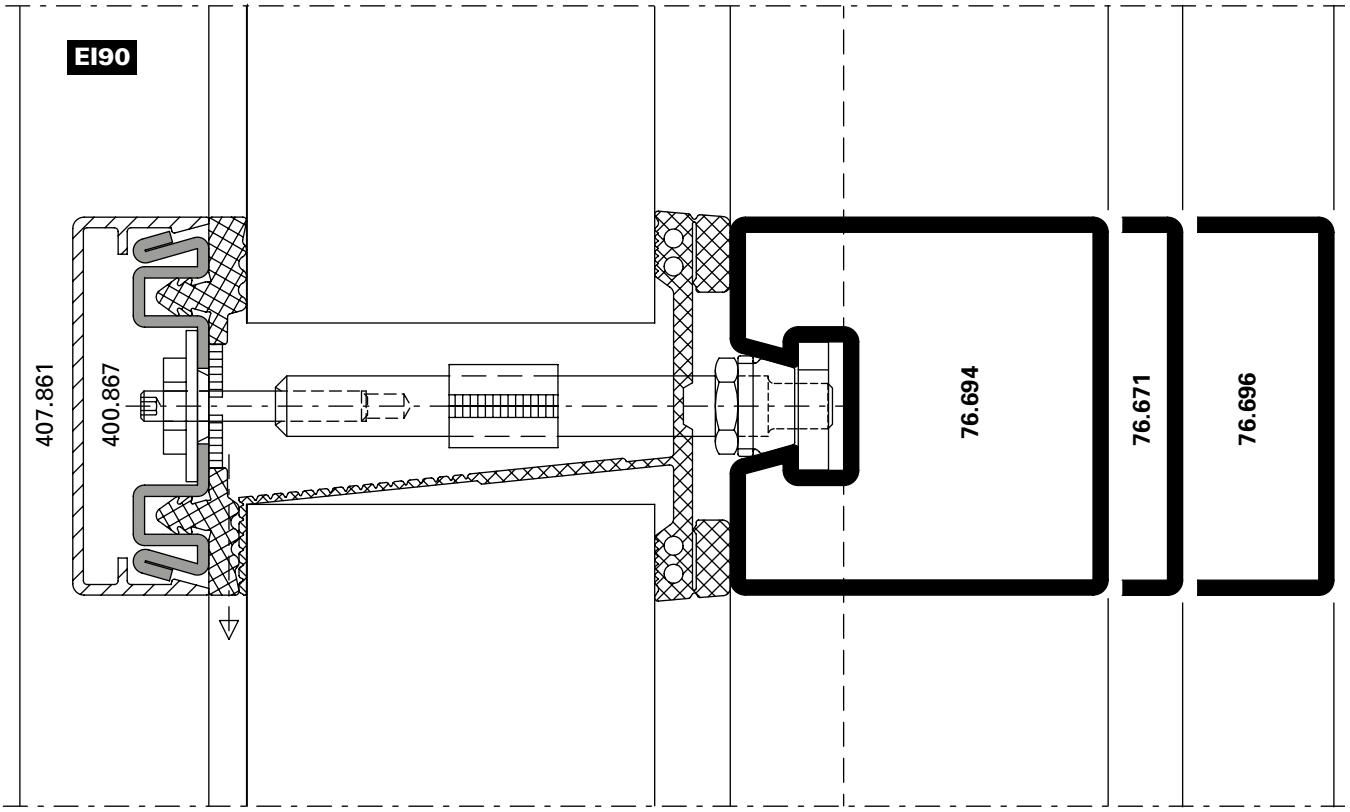

D-403-C-008

DWG

DXF

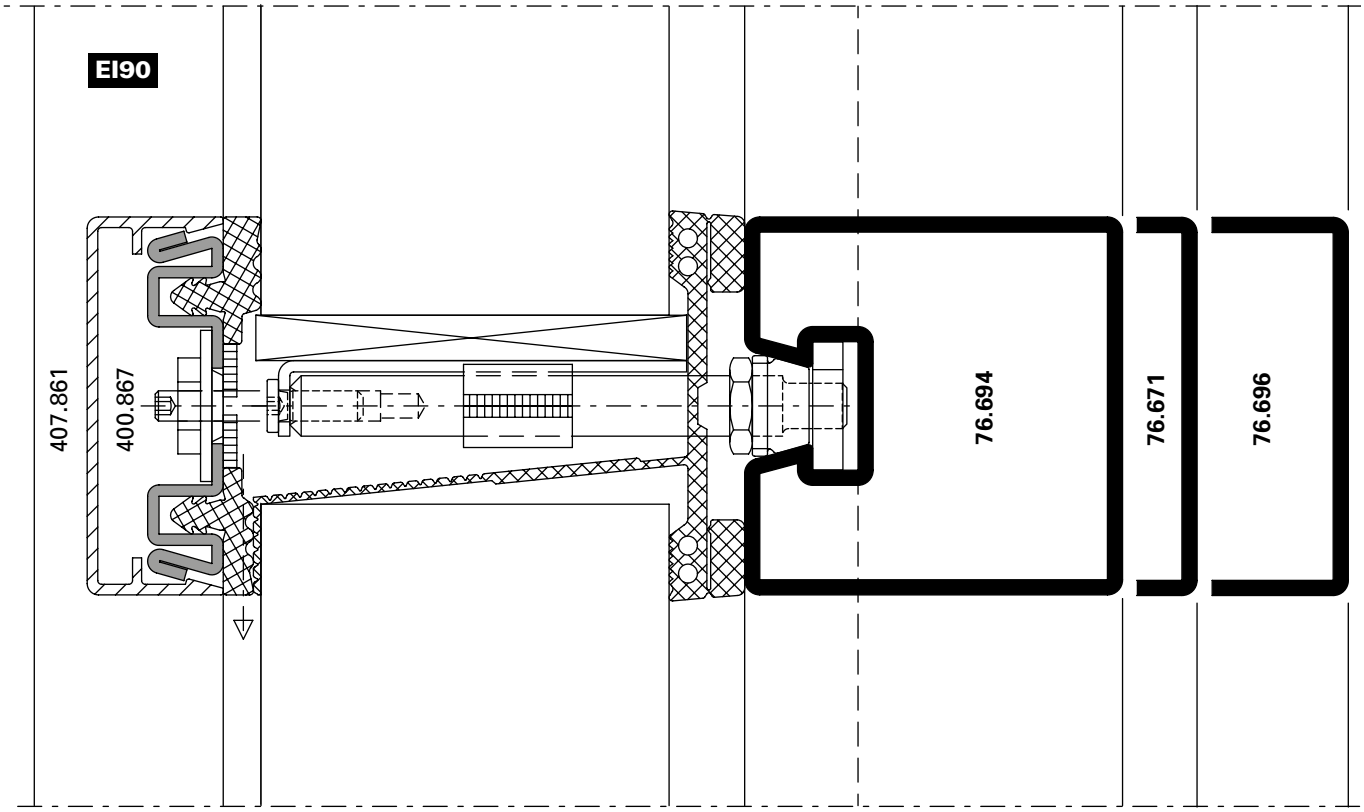

D-403-C-009

DWG

DXF

Pfosten-Detail **Détail du montant** **Detail of mullion**

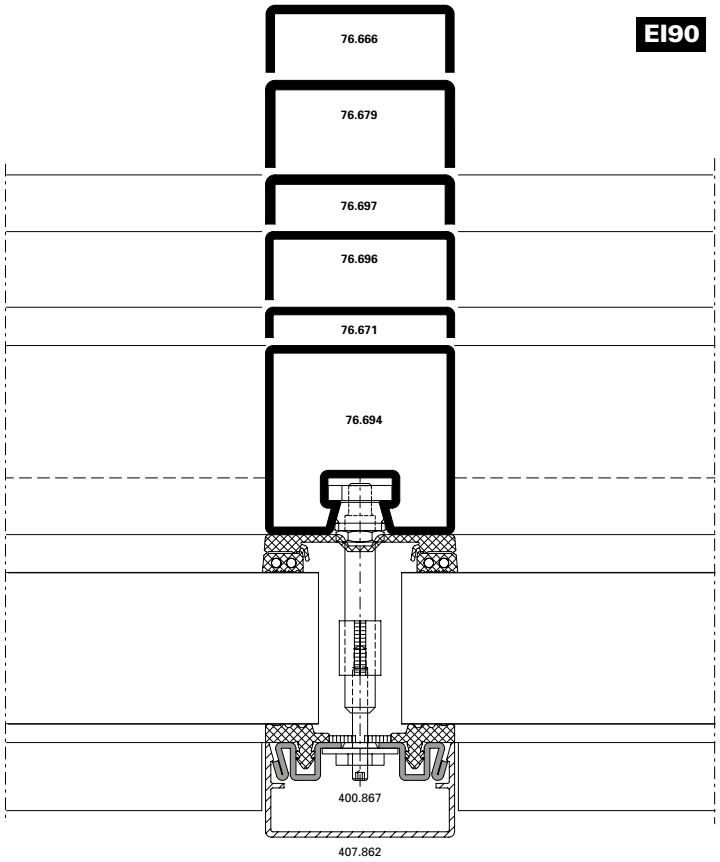

DXF DWG *D-403-C-016*

Riegel-Detail **Détail de la traverse** **Detail of transom**

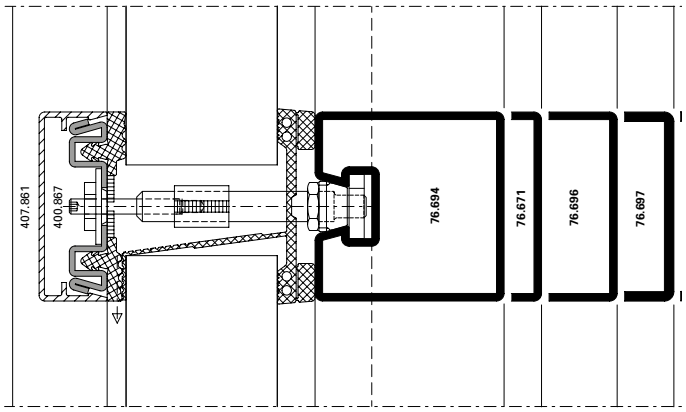

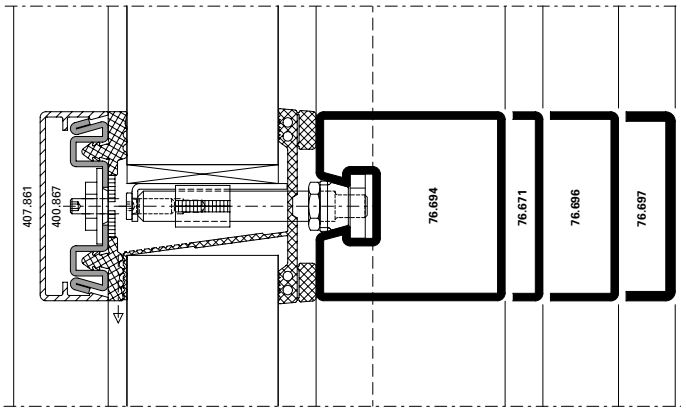

EI90

DXF DWG *D-403-C-018*

DXF DWG *D-403-C-017*

Bibliothek Universität, Posen/PL (Architekt: WPB, Tomasz Durniewicz, Posen/PL)

Eckausbildung 90° **Formation d'angle 90°** **90° corner construction**

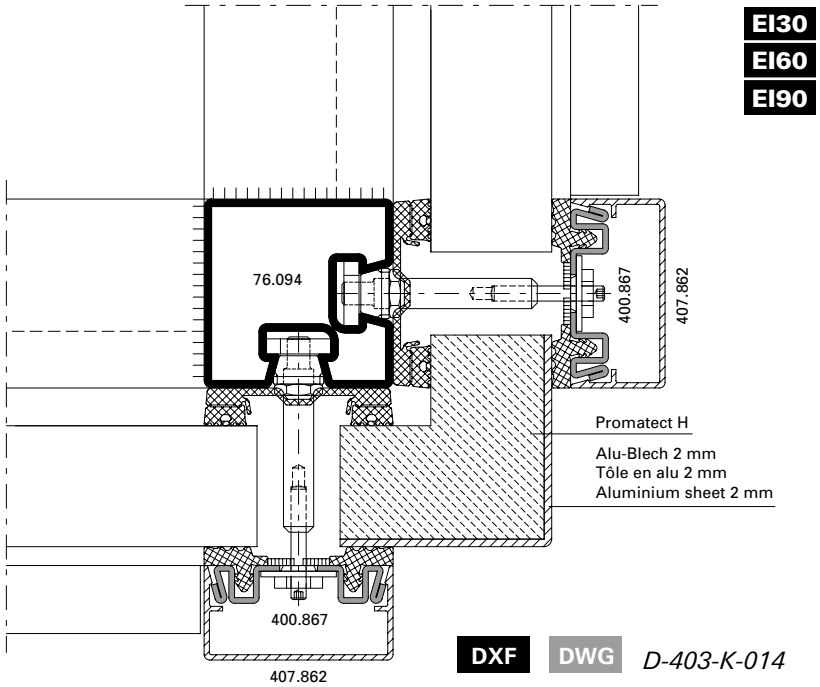

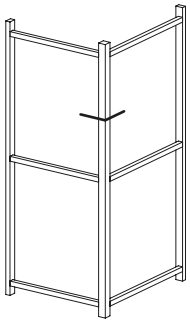

DXF DWG *D-403-K-014*

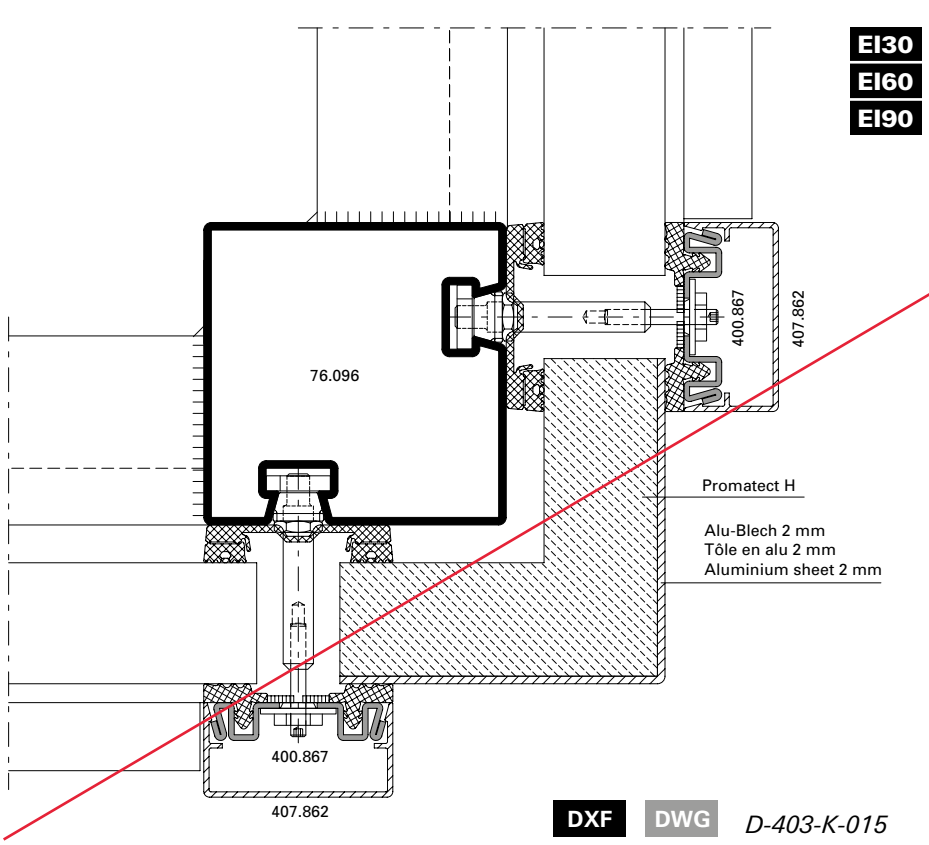

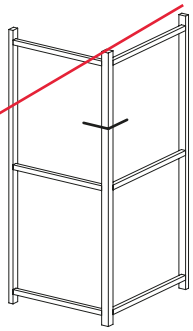

DXF DWG *D-403-K-015*

Eckausbildung 90° **Formation d'angle 90°** **90° corner construction**

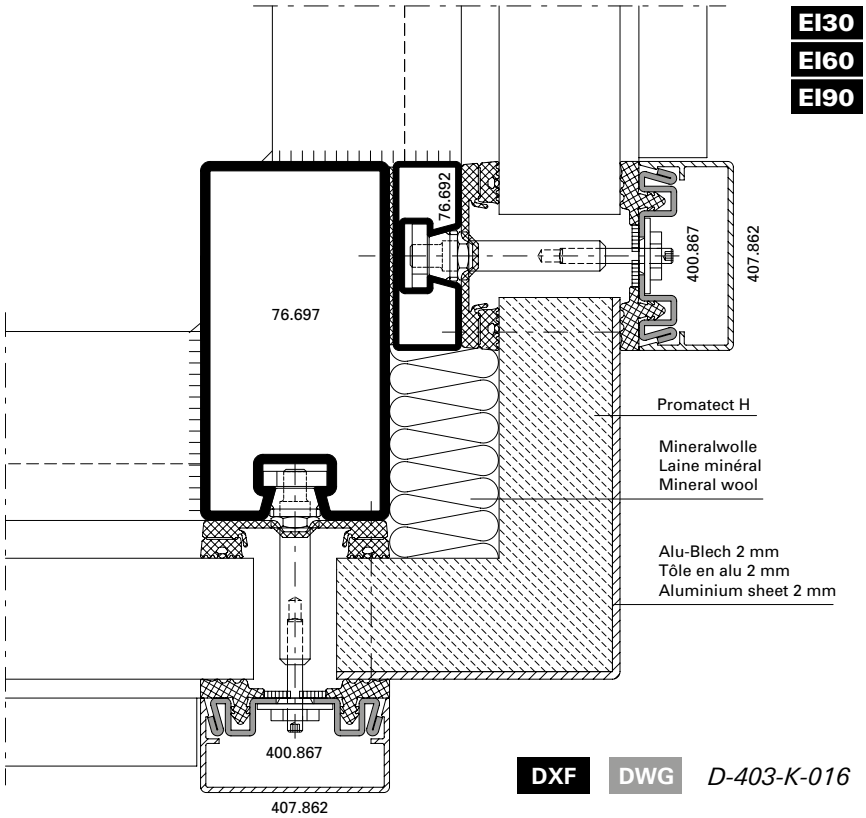

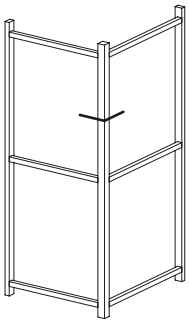

DXF DWG *D-403-K-016*

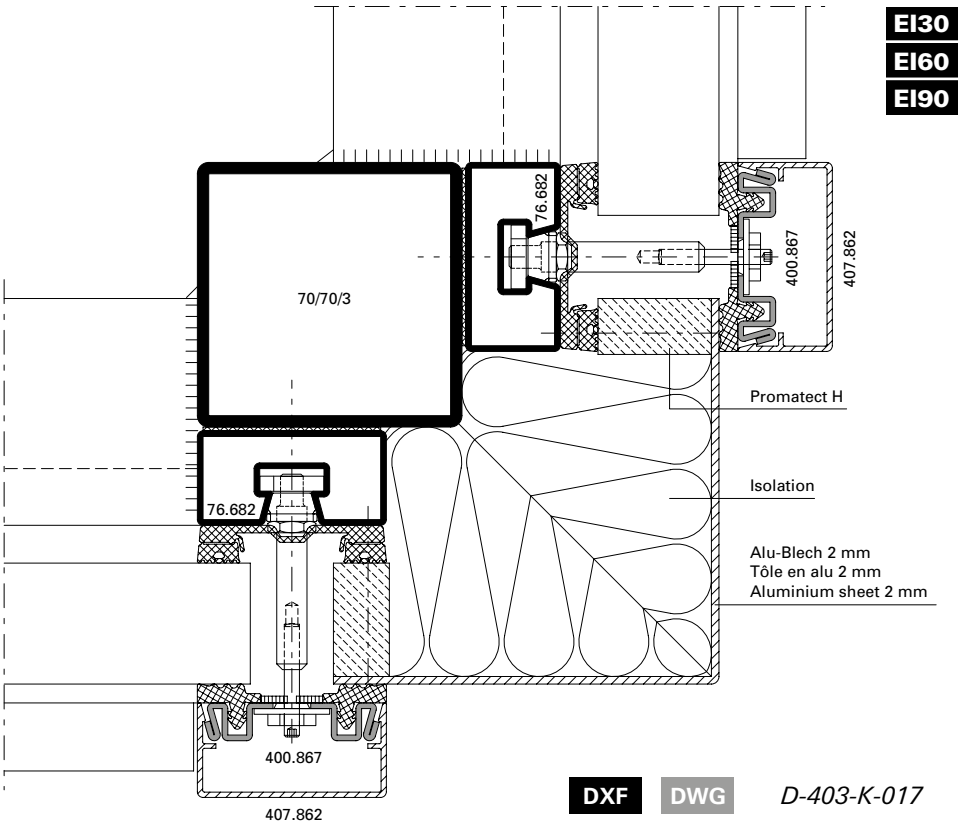

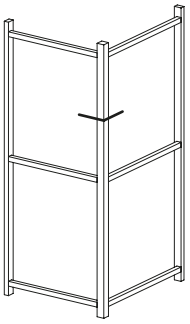

DXF DWG *D-403-K-017*

Aussenecke 135° **Angle extérieur 135°** **Outer corner 135°**

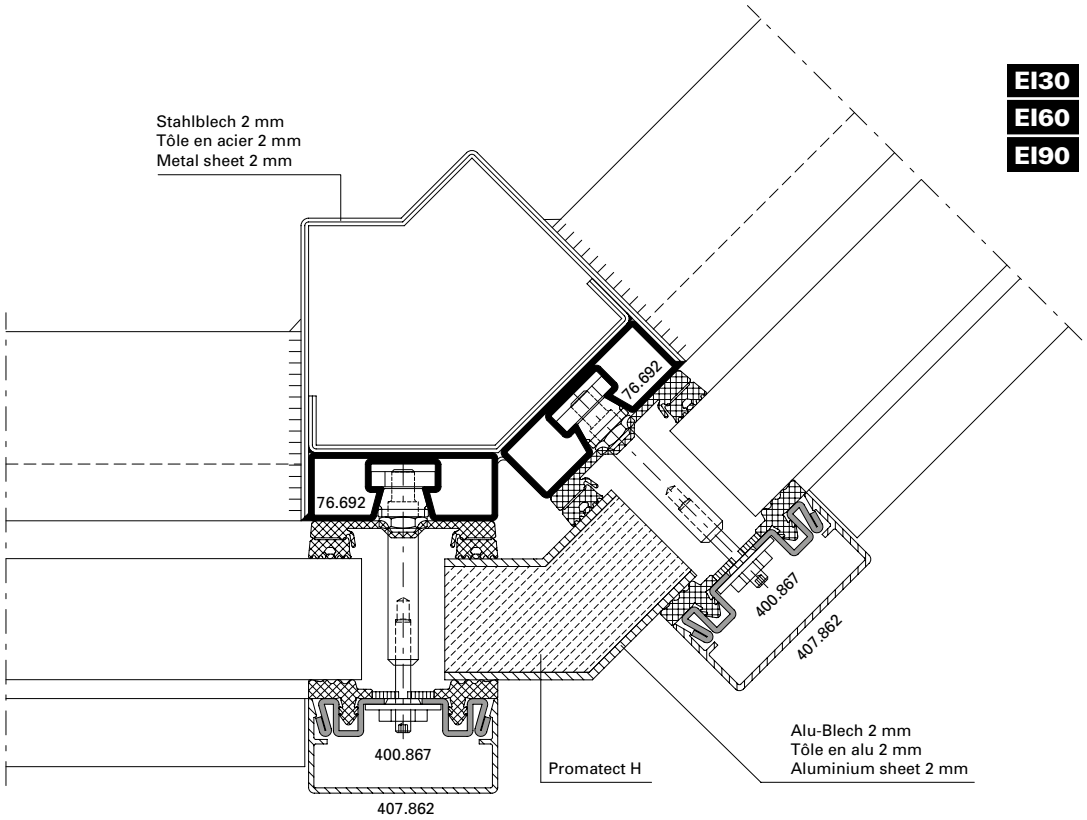

EI30
EI60
EI90



DXF **DWG**

D-403-K-008

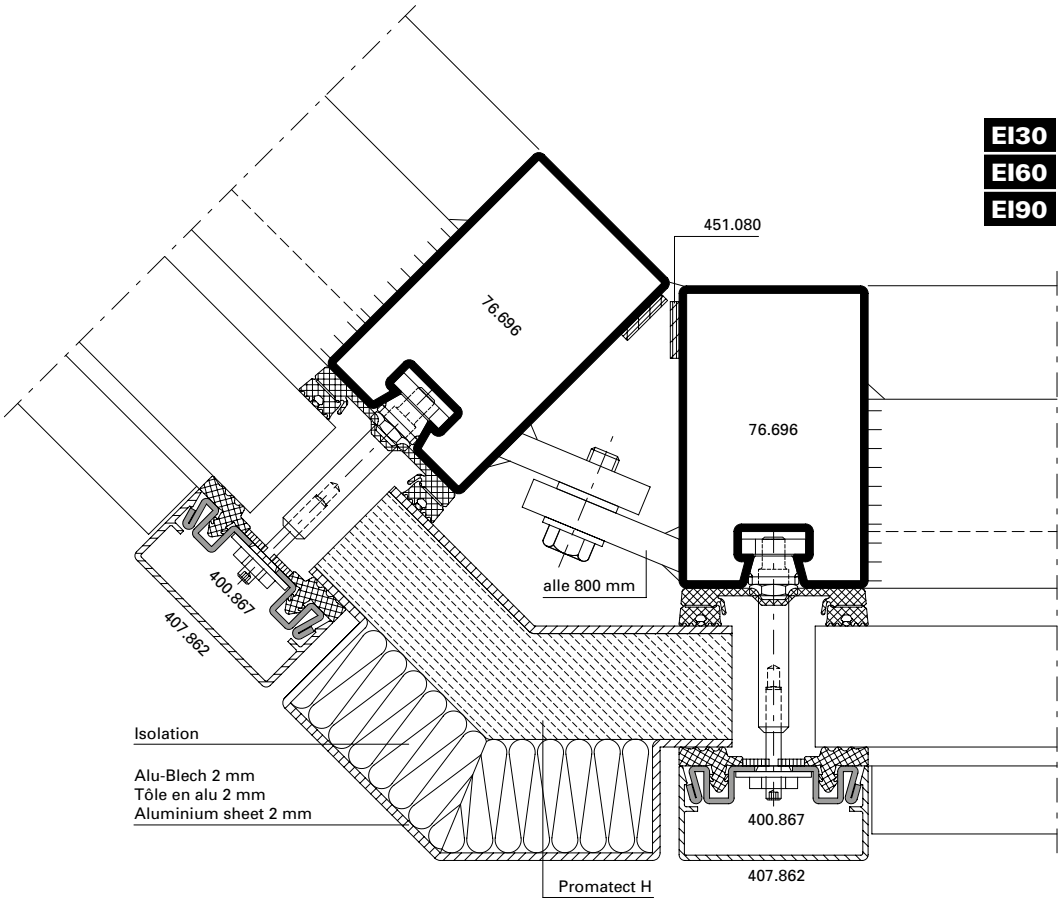

EI30
EI60
EI90

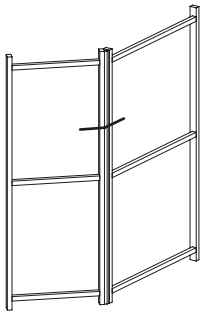

DXF **DWG**

D-403-K-005

JANSEN

Innenecke 135° **Angle intérieur 135°** **Inner corner 135°**

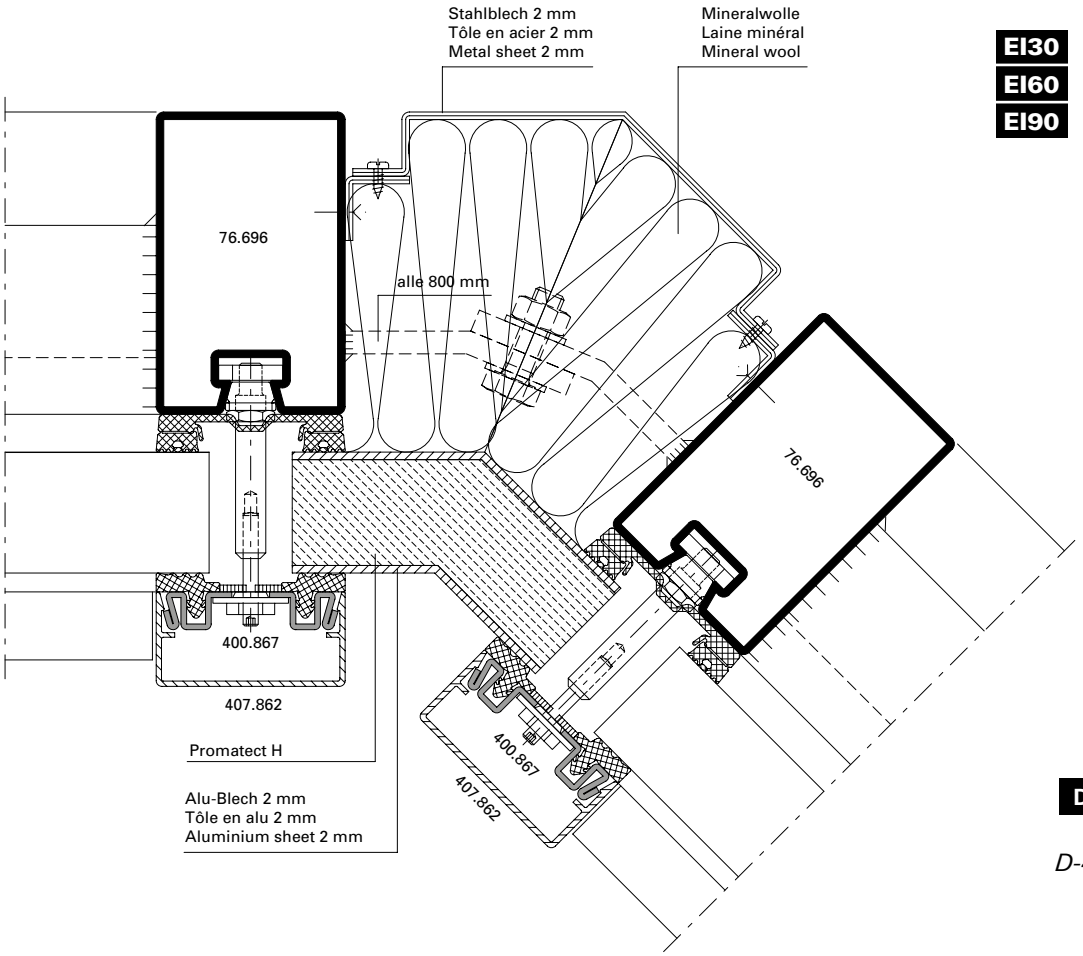

EI30
EI60
EI90

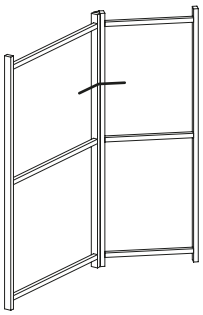

DXF **DWG**

D-403-K-007

Paneel-Ausbildungen **Agencements de panneau** **Panel designs**

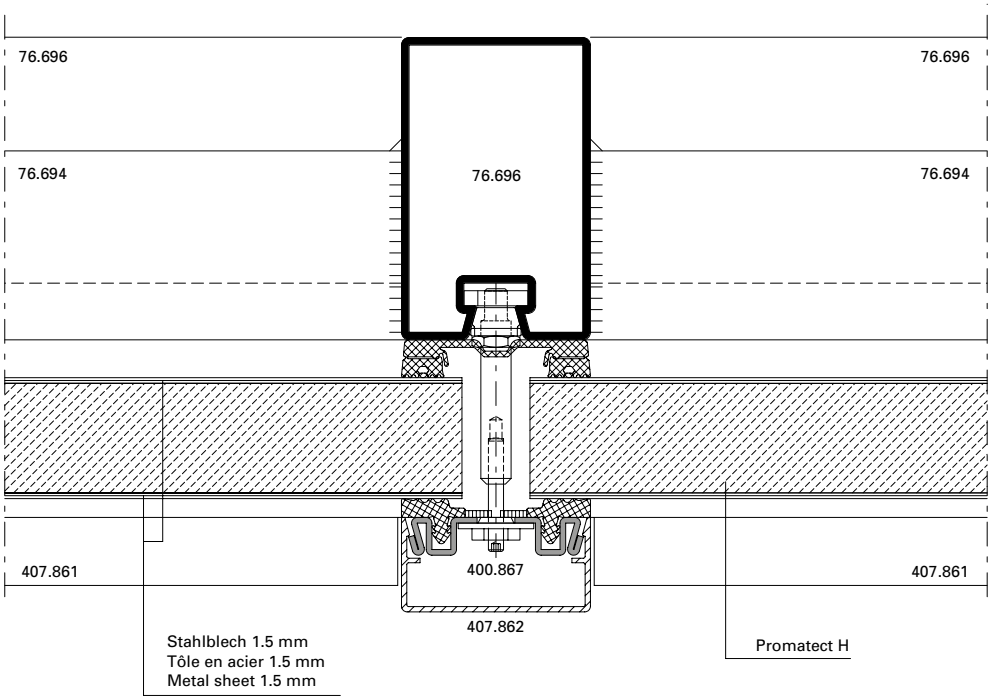

EI30
EI60
EI90

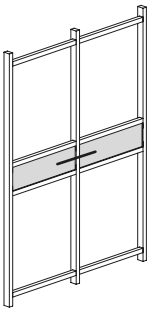

DXF **DWG**

D-403-K-001

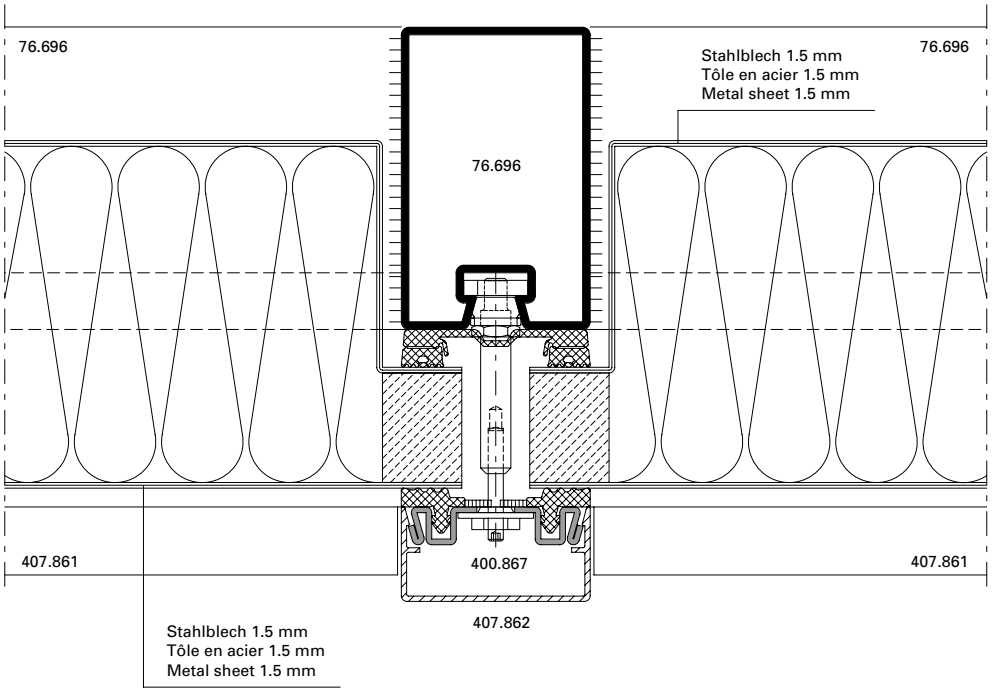

EI30
EI60
EI90

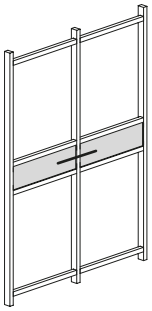

DXF **DWG**

D-403-K-002

Segment-Pfosten **Montant segment** **Segmented mullion**

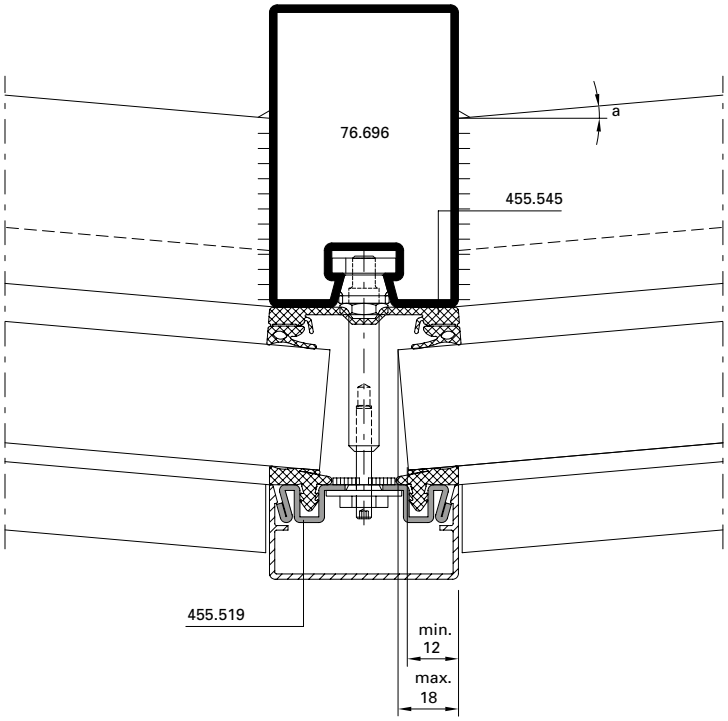

EI30
EI60
EI90

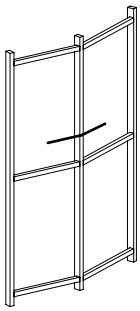

DXF **DWG**

D-403-K-019

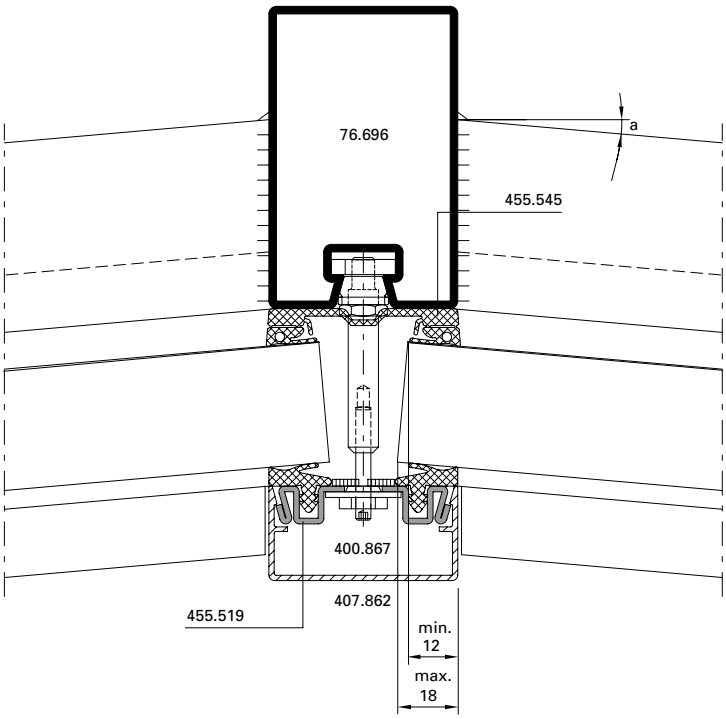

EI30
EI60
EI90

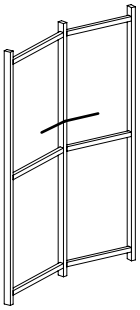

DXF **DWG**

D-403-K-020

Einsatzelemente Türen **Eléments de remplissage portes** **Infill elements doors**

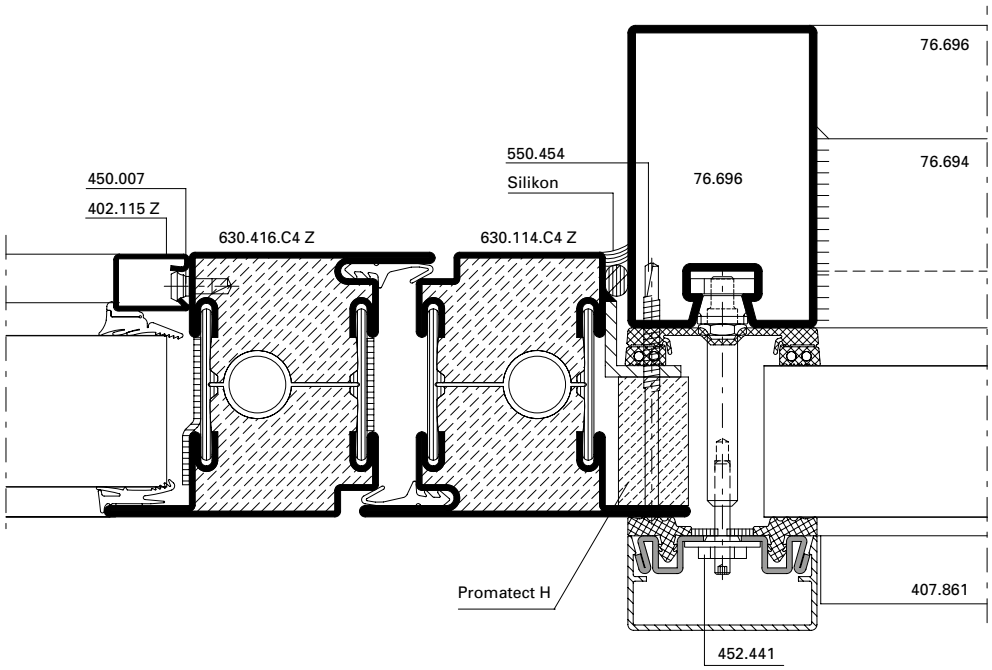

EI60
EI90

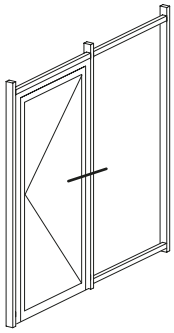

DXF **DWG** *D-403-K-013*

Pfostenstoss

Joint de montant

Mullion joint

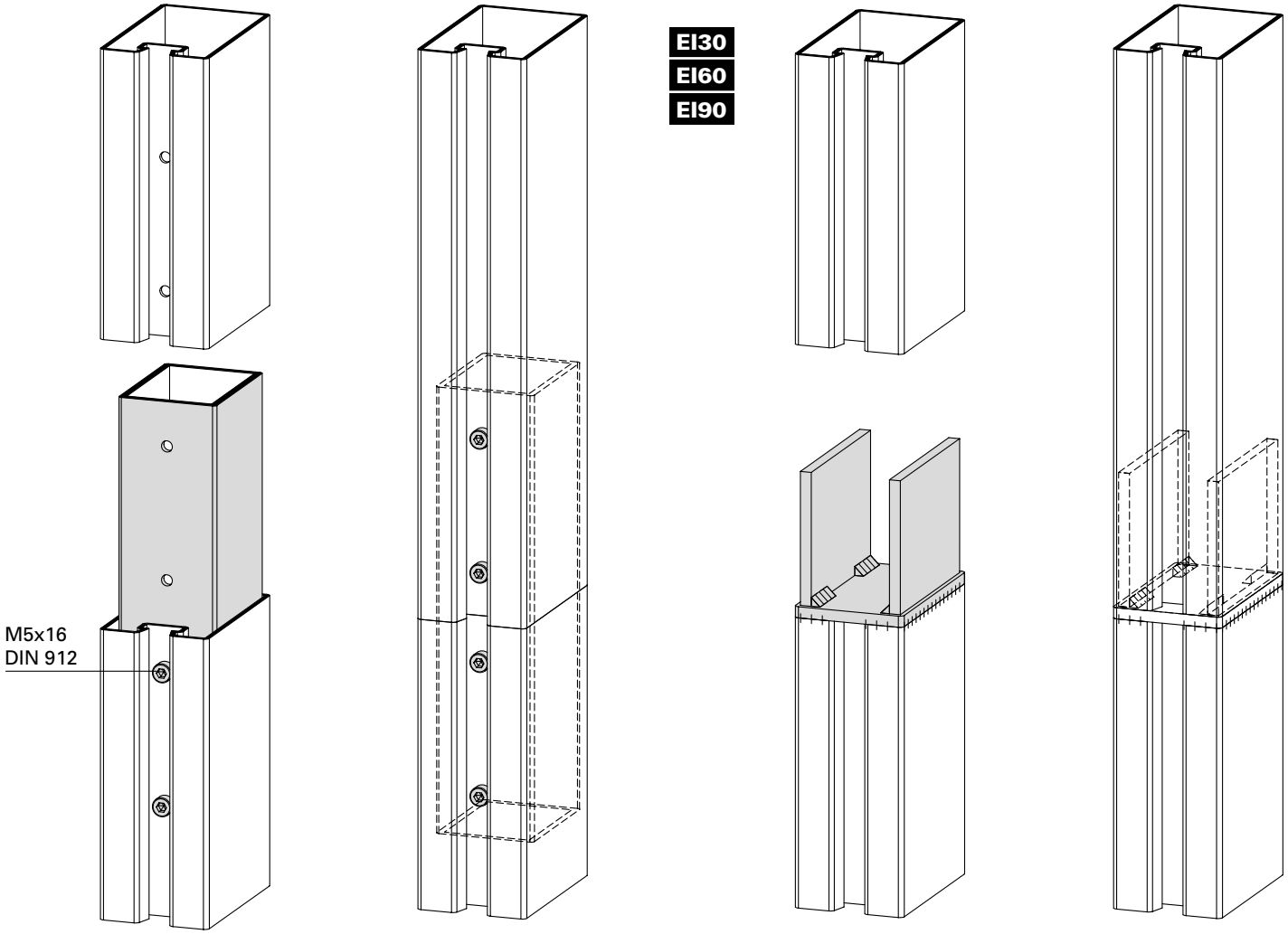

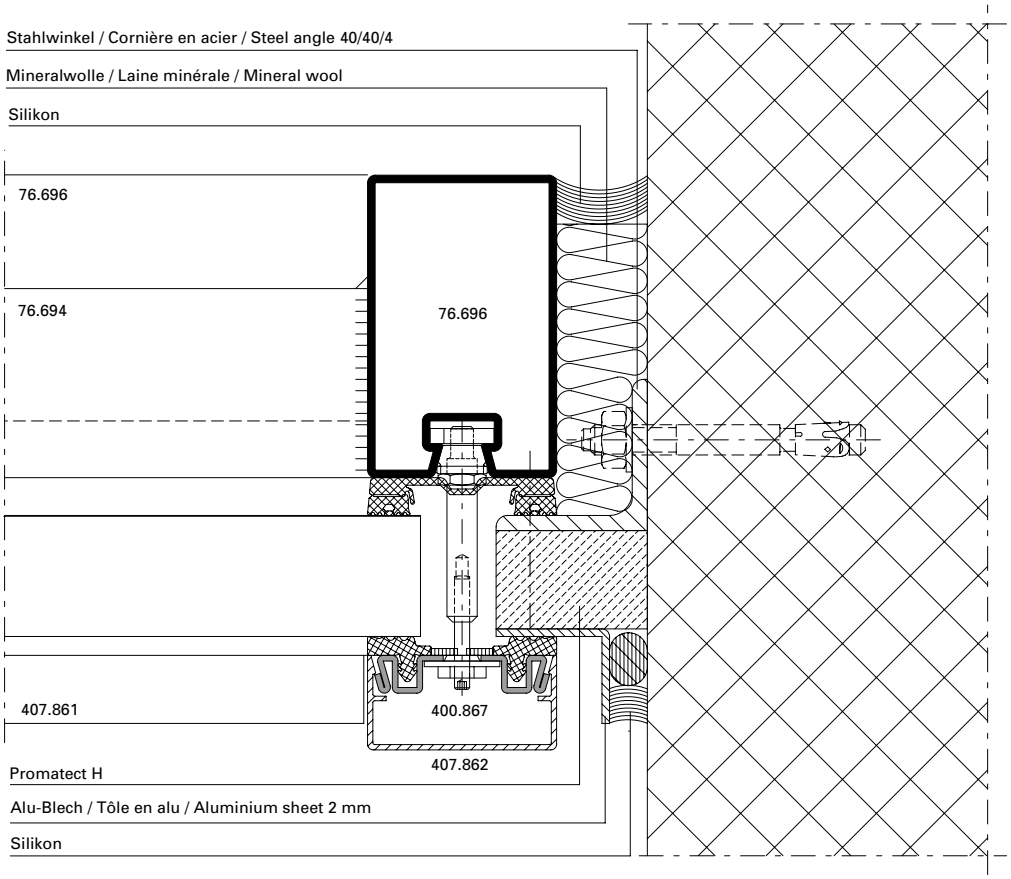

EI30
EI60
EI90

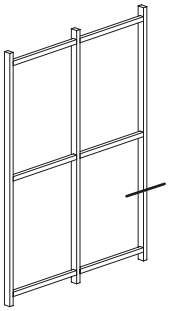

DXF **DWG**

D-403-A-001

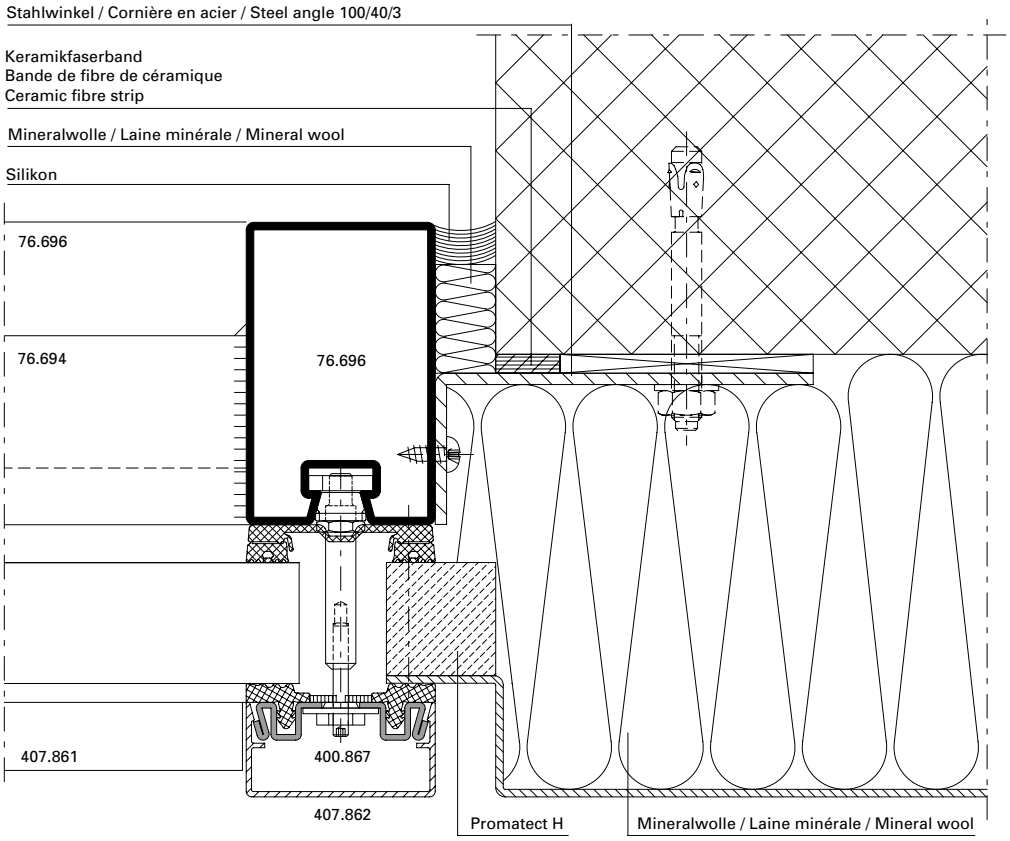

EI30
EI60
EI90

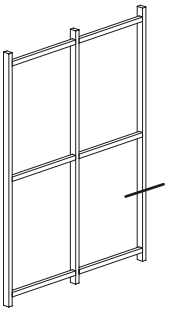

DXF **DWG**

D-403-A-002

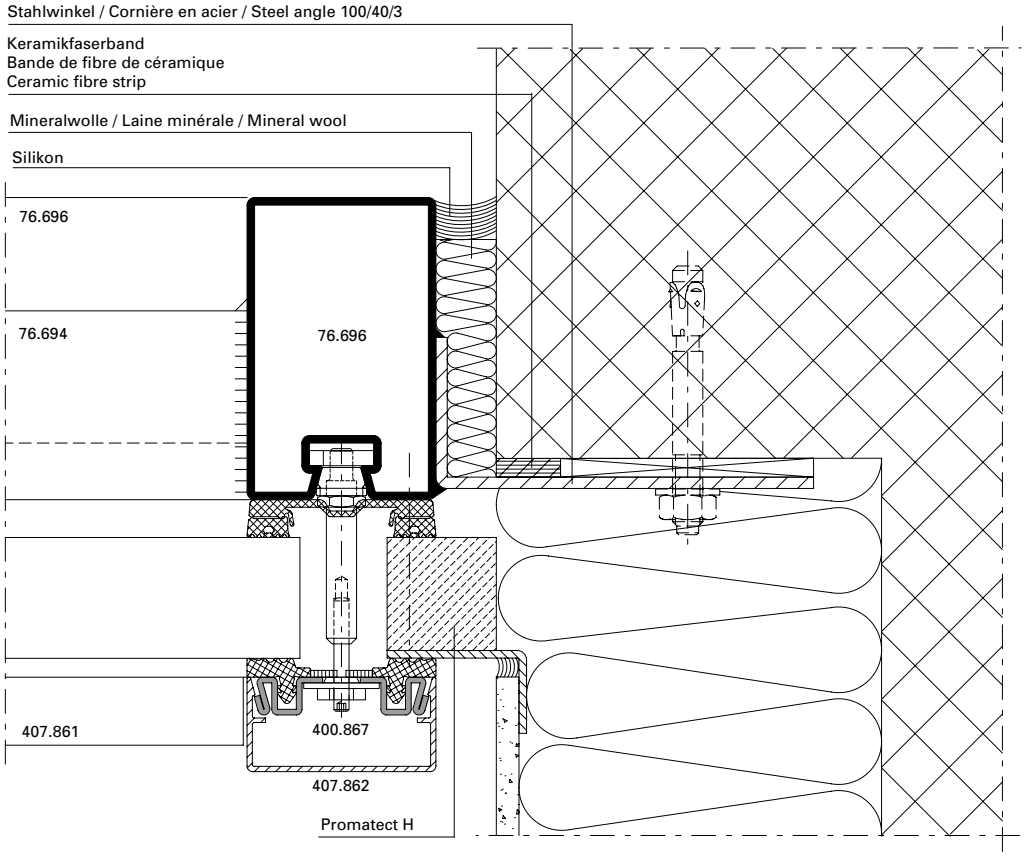

EI30
EI60
EI90

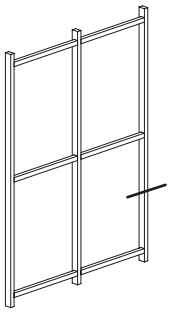

DXF **DWG**

D-403-A-003

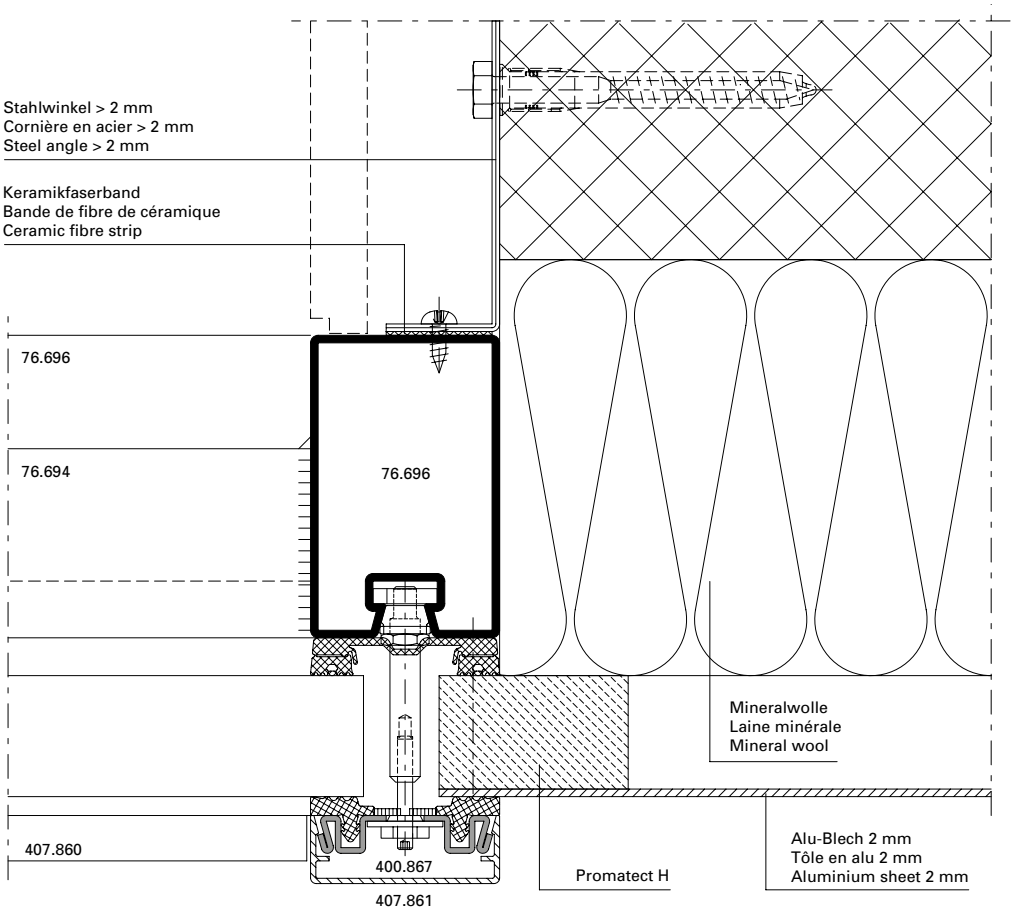

EI30
EI60
EI90

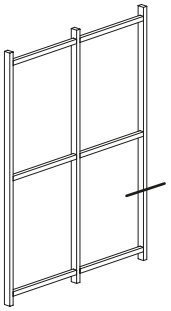

DXF **DWG**

D-403-A-004

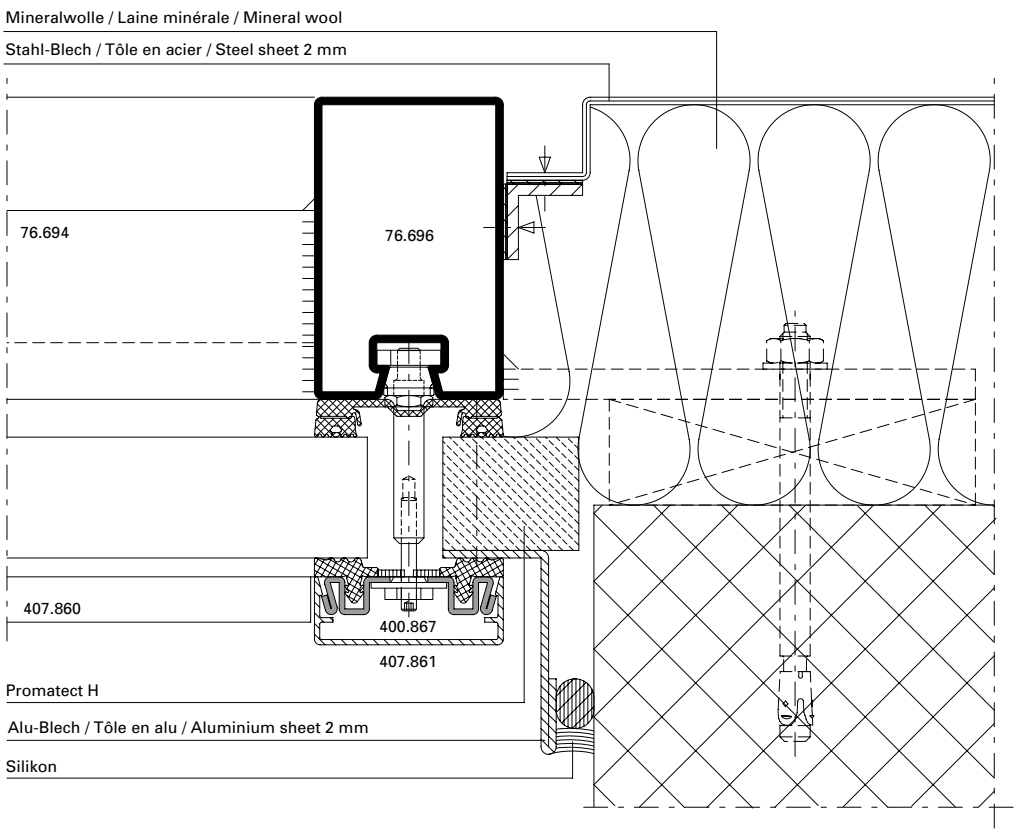

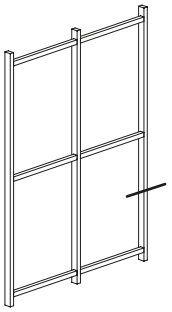

EI30
EI60
EI90

DXF **DWG**

D-403-A-005

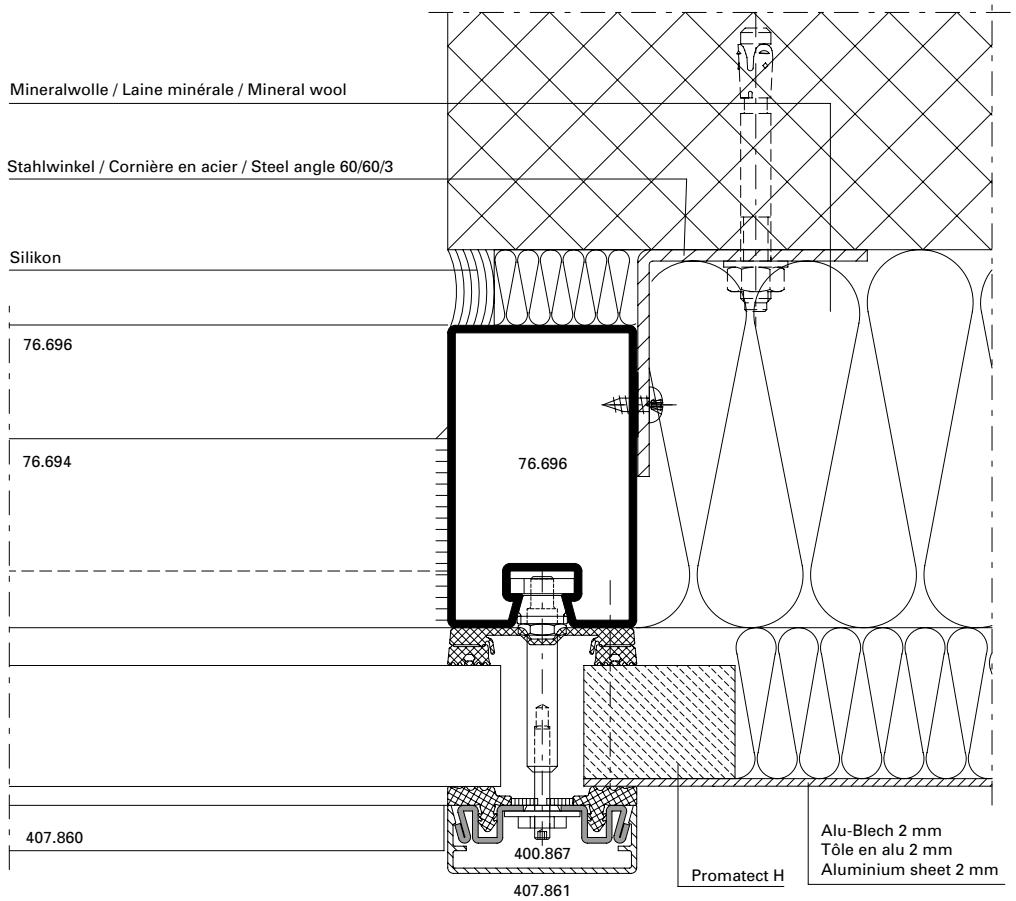

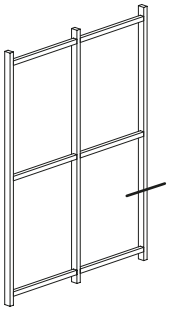

EI30
EI60
EI90

DXF **DWG**

D-403-A-006

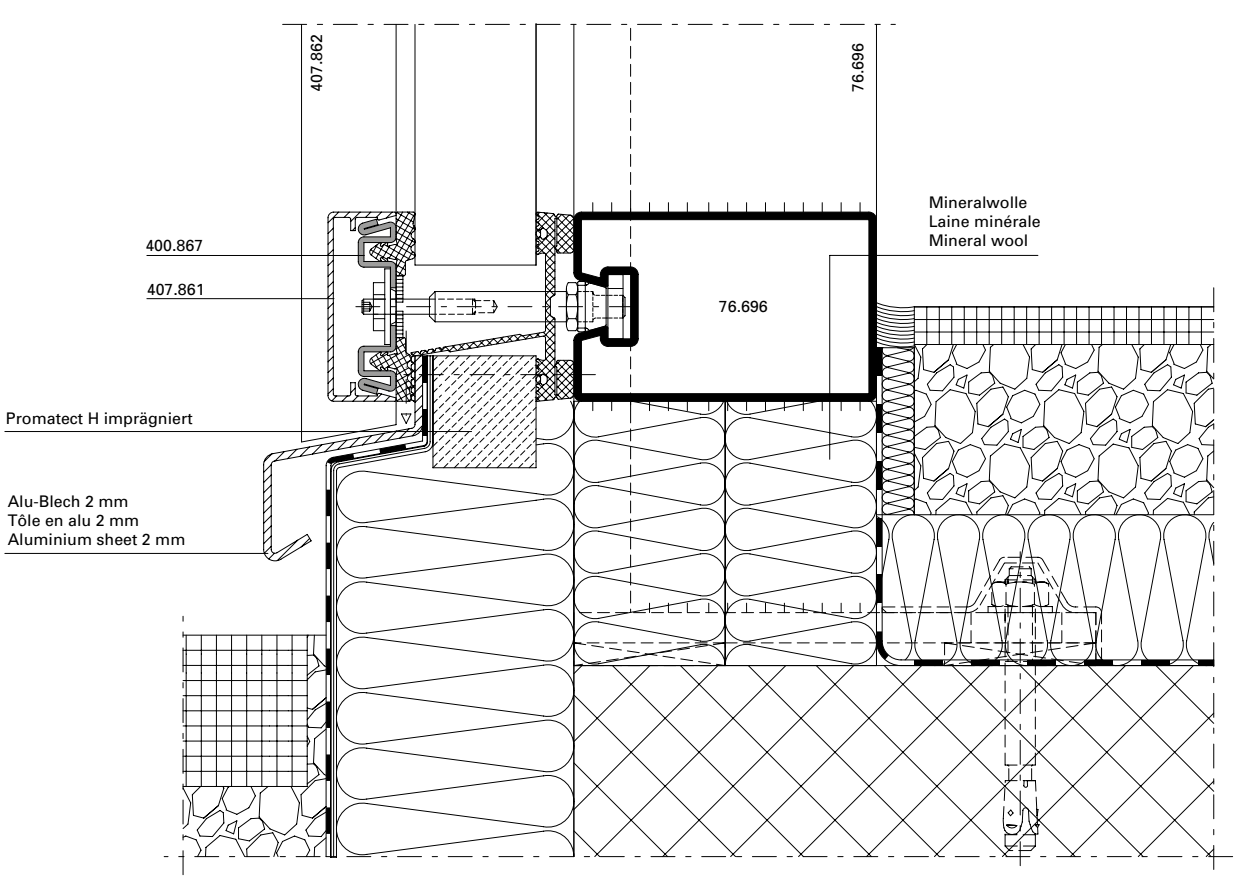

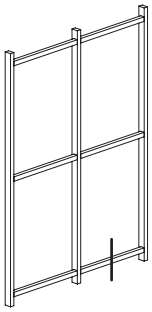

EI30
EI60
EI90

DXF **DWG**

D-403-A-007

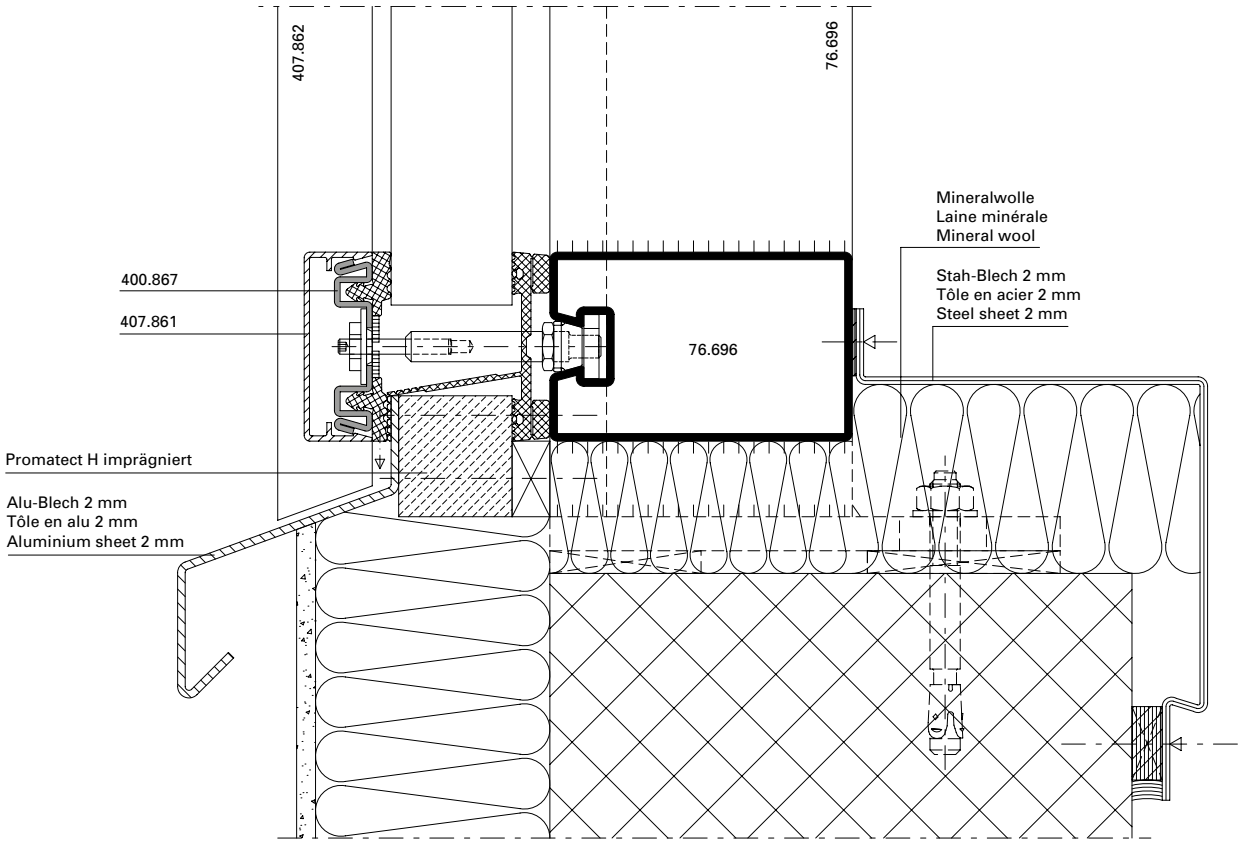

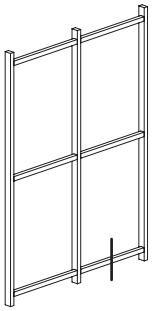

EI30
EI60
EI90

DXF **DWG**

D-403-A-008

Anschlüsse am Bau im Massstab 1:2
Raccordement au mur à l'échelle 1:2
Attachment to structure on scale 1:2

VISS Fire TVS (vertikal)
VISS Fire TVS (vertical)
VISS Fire TVS (vertical)

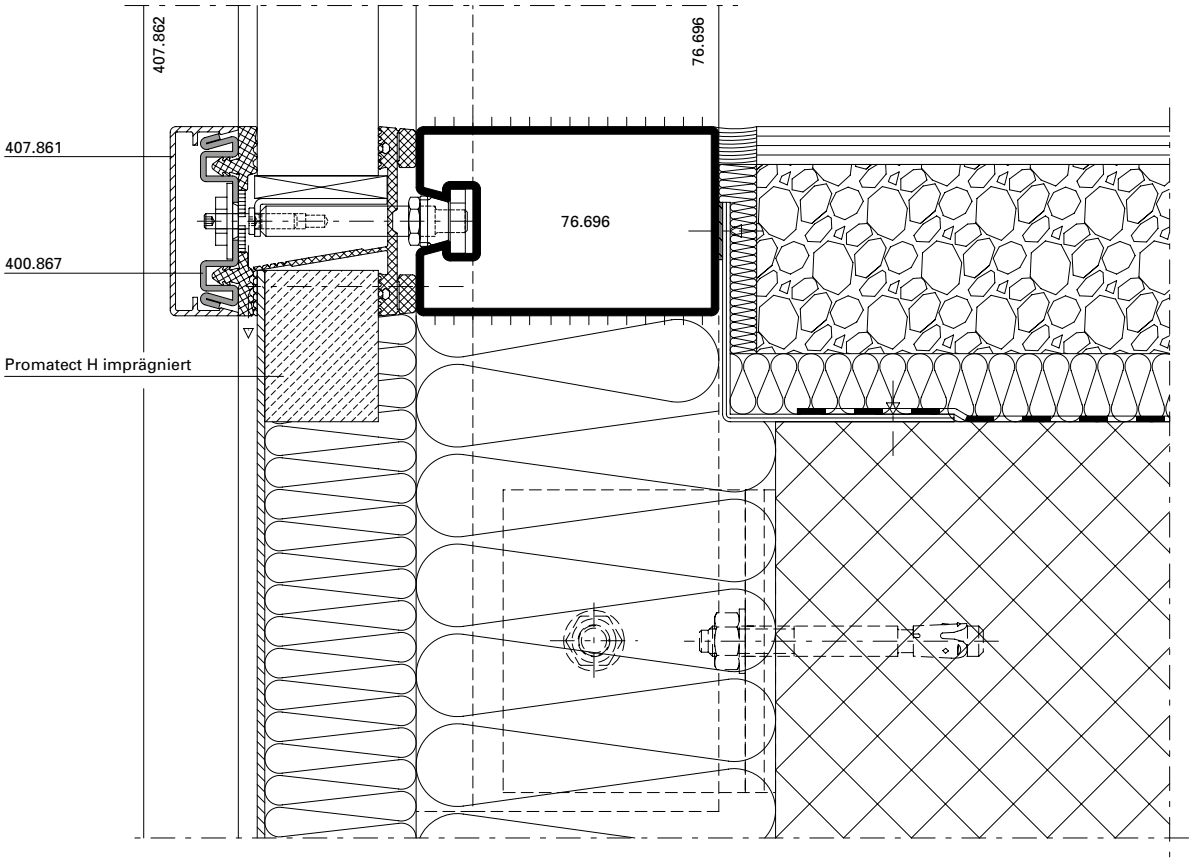

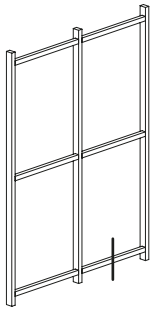

EI30
EI60
EI90

DXF DWG

D-403-A-009

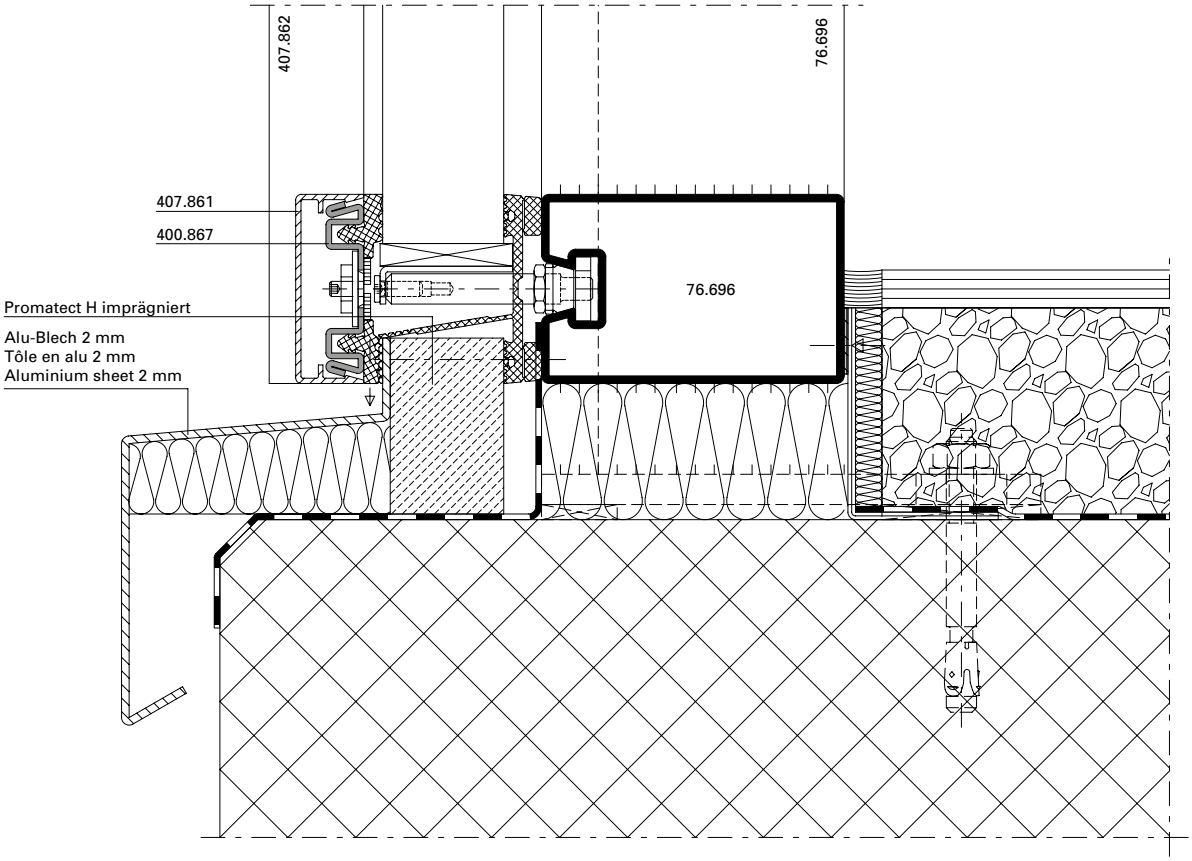

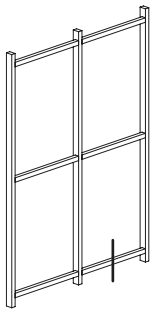

EI30
EI60
EI90

DXF DWG

D-403-A-010

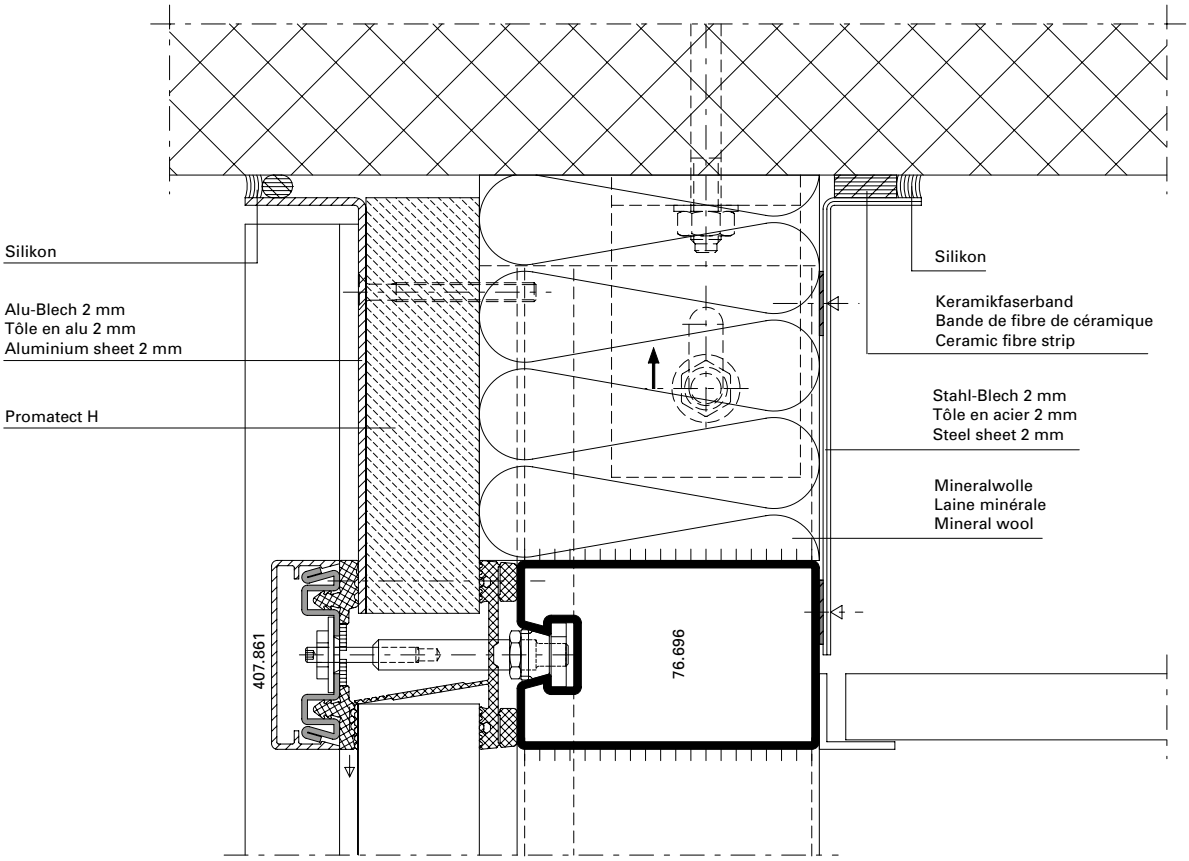

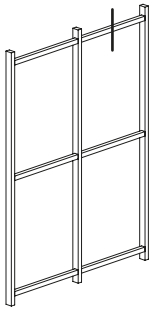

EI30
EI60
EI90

DXF **DWG**

D-403-A-011

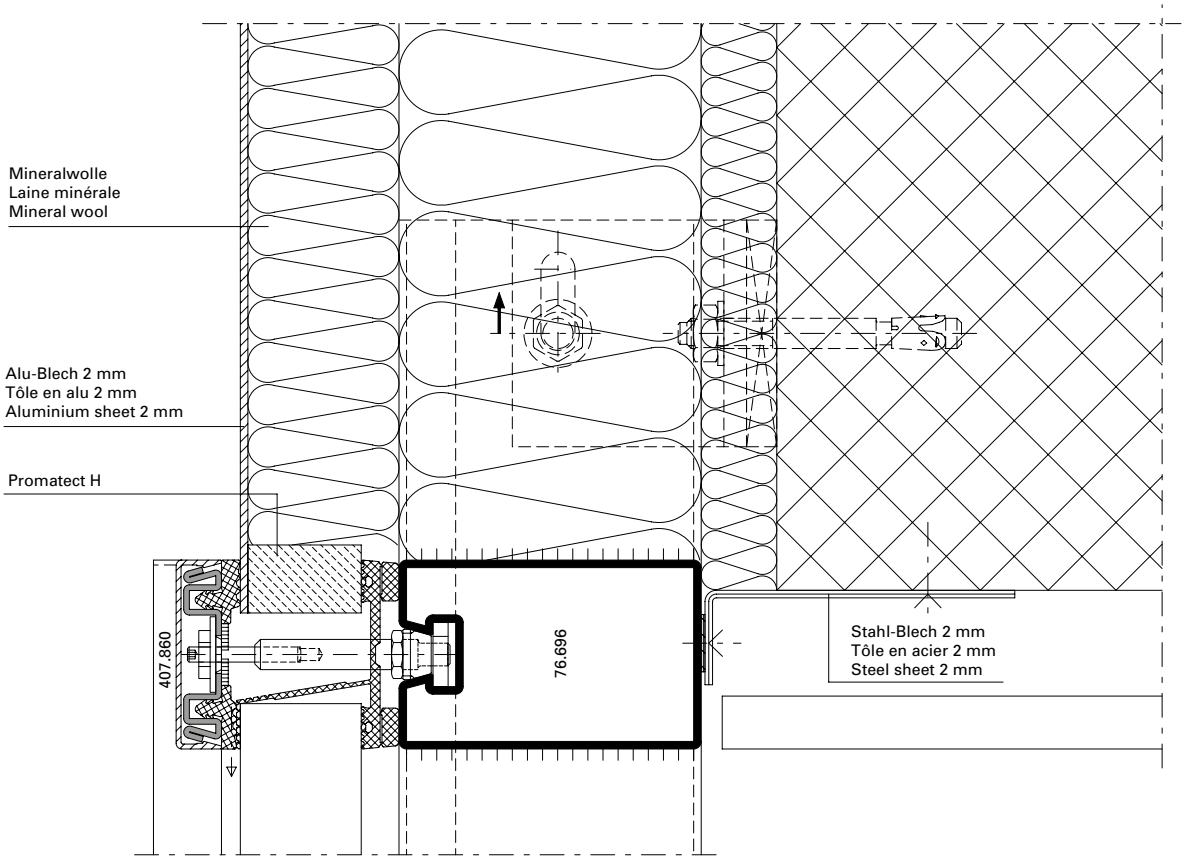

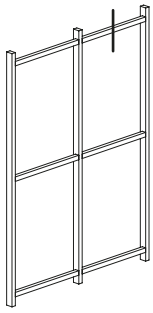

EI30
EI60
EI90

DXF **DWG**

D-403-A-012

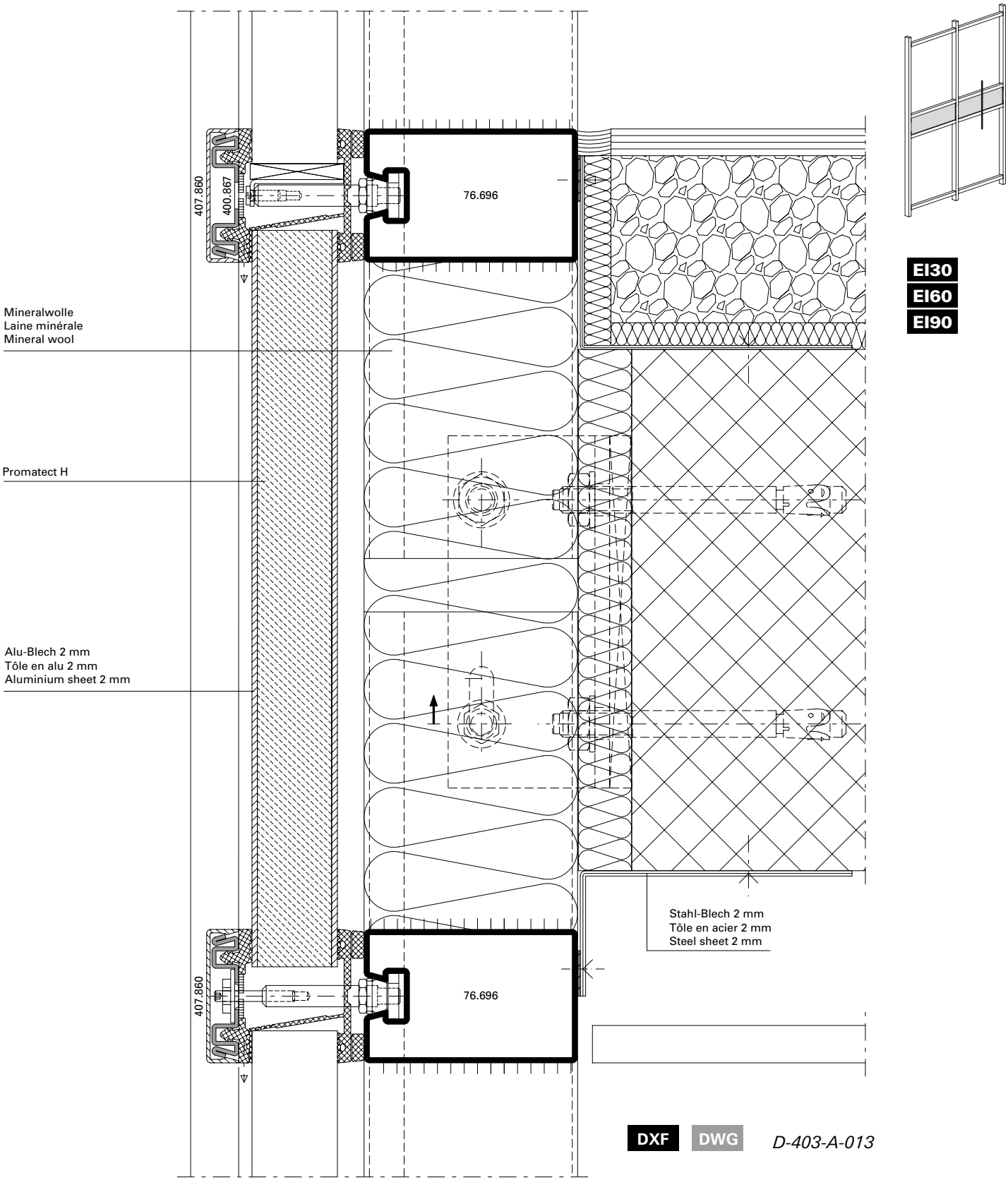
407.860
400.867
76.696
Mineralwolle
Laine minérale
Mineral wool
Promatect H
Alu-Blech 2 mm
Tôle en alu 2 mm
Aluminium sheet 2 mm
Stahl-Blech 2 mm
Tôle en acier 2 mm
Steel sheet 2 mm
407.860
76.696
EI30
EI60
EI90
DXF
DWG
D-403-A-013

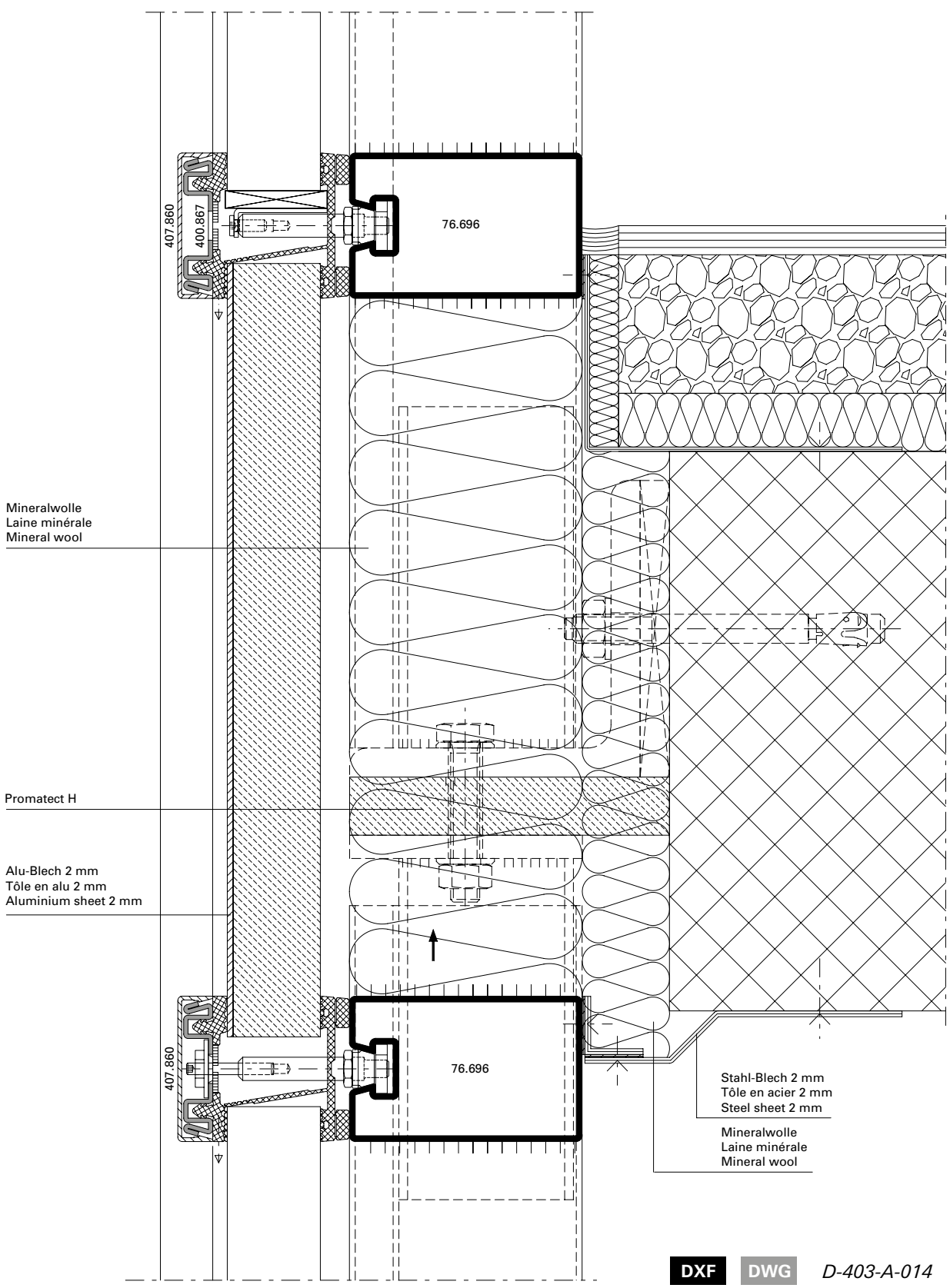

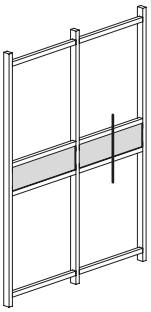

EI30
EI60
EI90

DXF **DWG** *D-403-A-014*

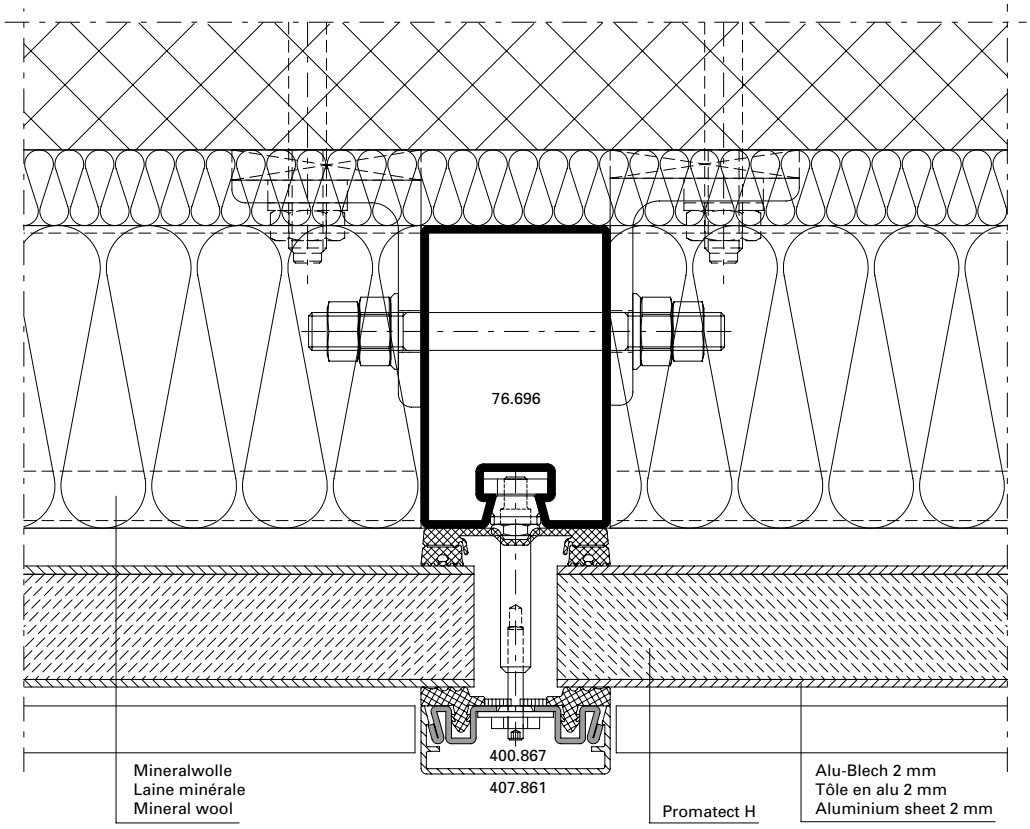

EI30
EI60
EI90

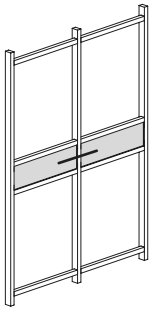

DXF **DWG**

D-403-A-015

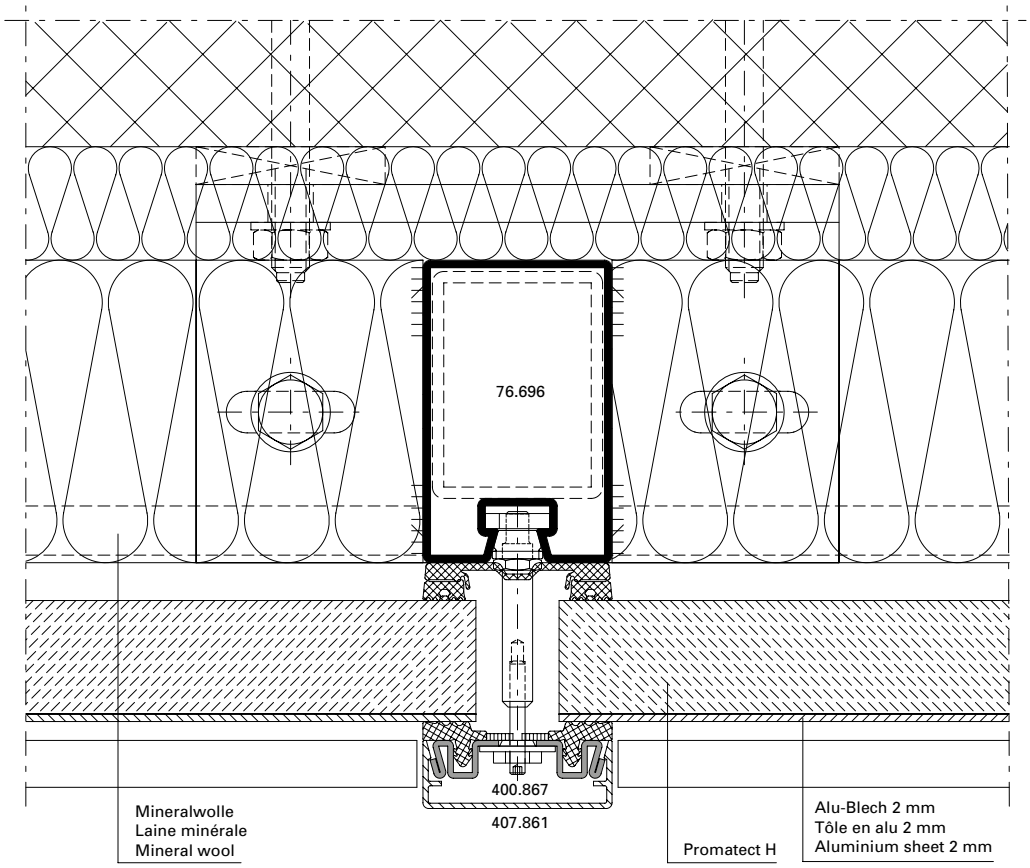

EI30
EI60
EI90

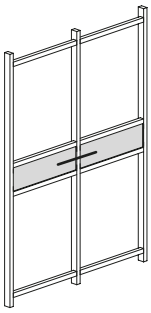

DXF **DWG**

D-403-A-016

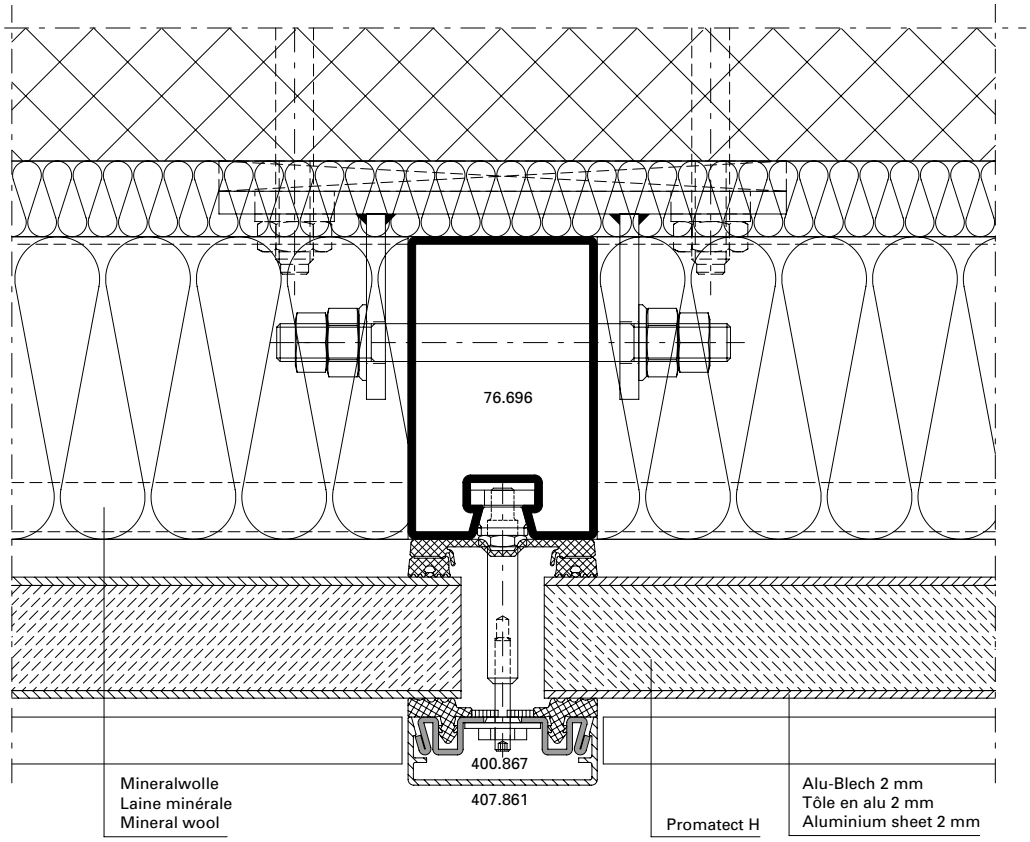

EI30
EI60
EI90

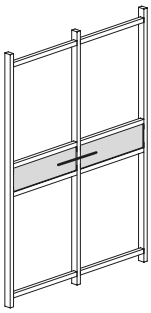

DXF **DWG**

D-403-A-017

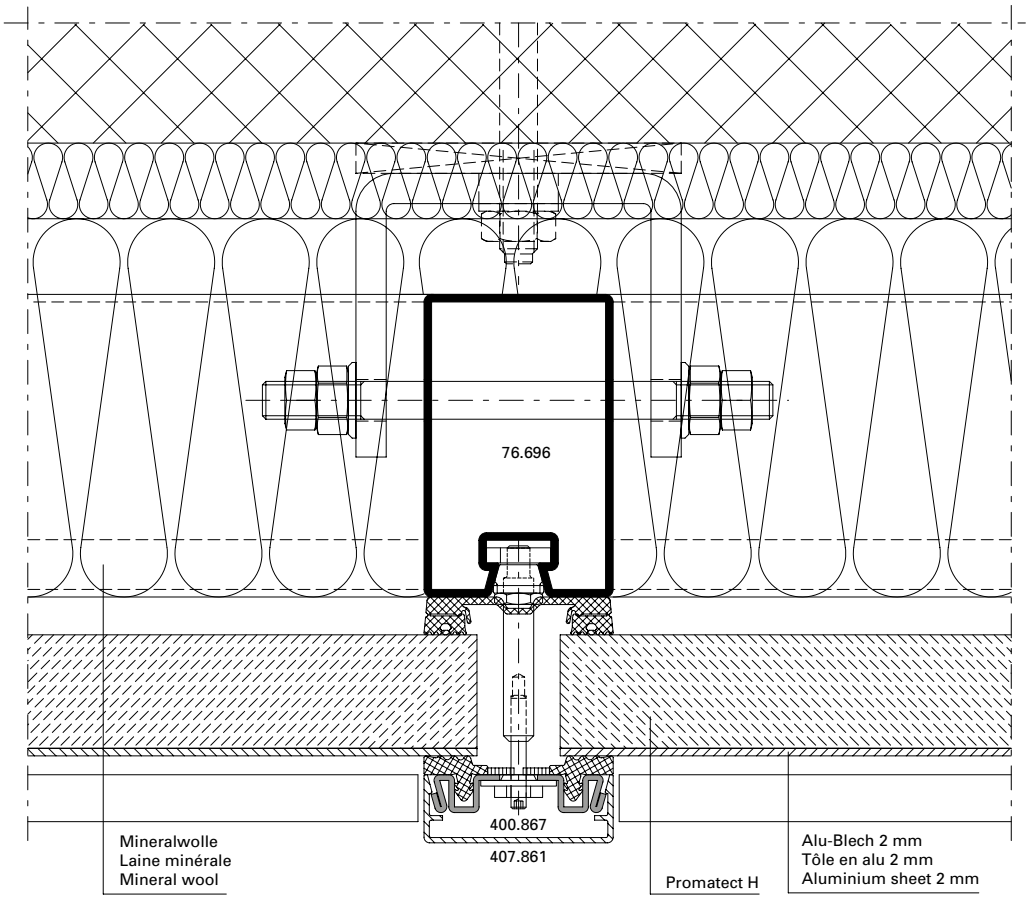

EI30
EI60
EI90

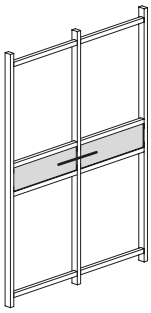

DXF **DWG**

D-403-A-018

Vredespaleis (Friedenspalast), Den Haag/NL (Architekt: Michael Wilford, Stuttgart/D)

Glaseinstand

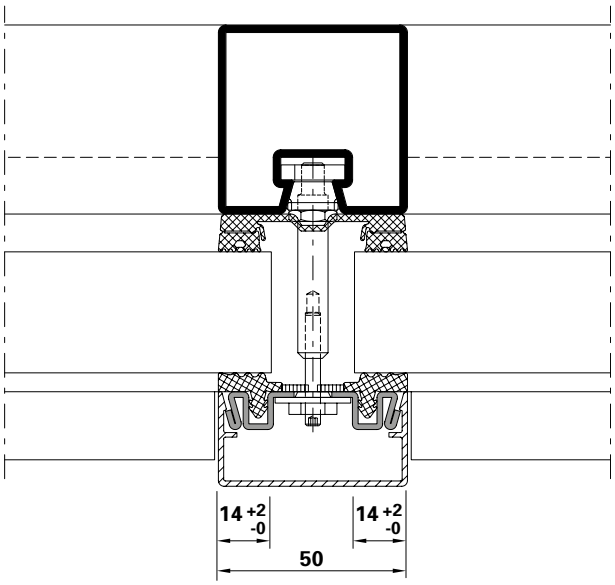

Prise en feuillure

EI30
EI60
EI90

Glass edge cover

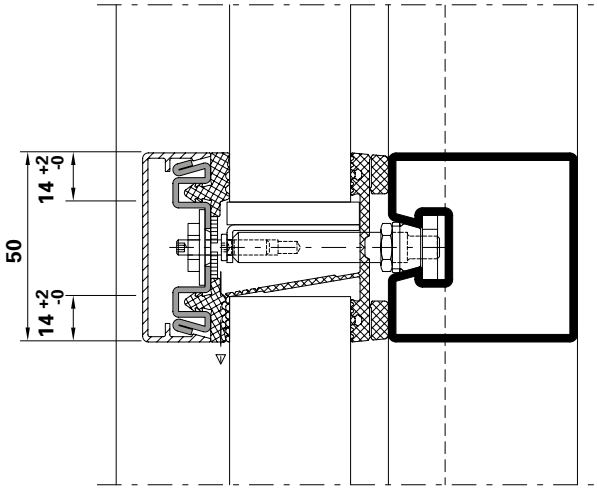

Die landesspezifischen Brandschutz-Zulassungen bzw. deren Bestimmungen und Vorschriften sind zu beachten.

Les certificats de protection incendie spécifiques au pays, leurs dispositions et leurs prescriptions doivent être respectés.

Fire-protection approvals or applicable national regulations and determinations must be observed.

Füllelementgewichte/ Glasauflagen

Poids éléments du remplissage/ Supports de verre

Weight of infill element/ Glazing supports

< 180 kg

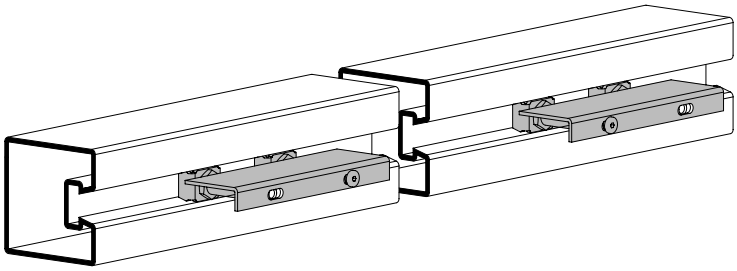

Für Füllelementstärken 5 - 57 mm
Pour éléments de remplissage 5 - 57 mm
For infill elements 5 - 57 mm

Sonderlösung

Solution spéciale

Customised solution

< 800 kg

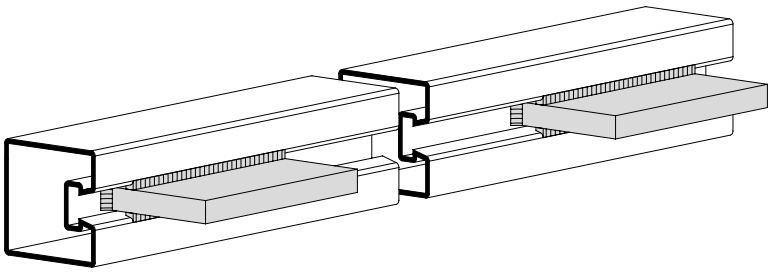

Für Füllelementstärken ab 58 mm

Pour éléments de remplissage à partir de 58 mm

For infill elements from 58 mm

Flachstahl **100 x 10 mm eingeschweisst**
Acier plat **100 x 10 mm soudé**
Flat steel **100 x 10 mm welding**

Sonderlösung
Glasauflagen

Solution spéciale
Supports de verre

Customised solution
Glazing supports

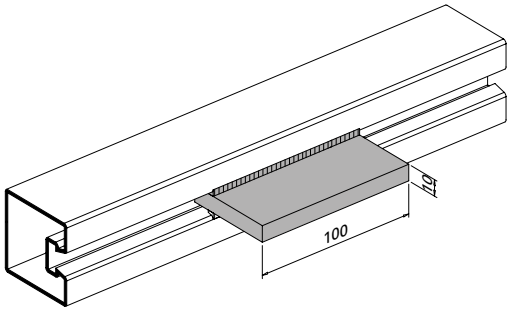

Flachstahl 100x10 mm anschweissen

Souder acier plat 100x10 mm

Weld on flat steel 100x10 mm

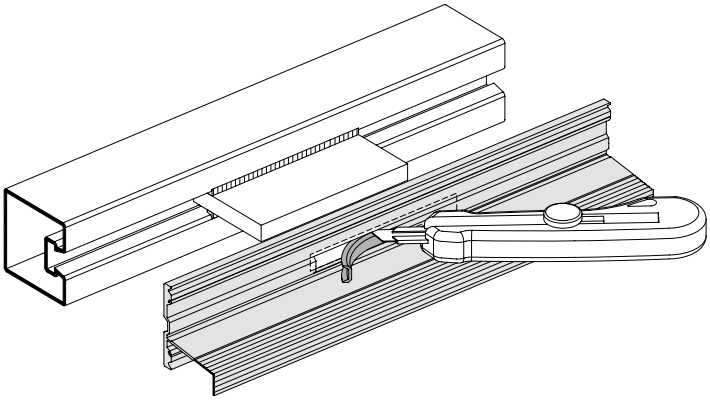

Innendichtung im Bereich der Flachstahl-Glasauflagen ausklinken

Entailler le joint intérieur au niveau du supports de verre en acier plat

Disengage the inside sealing around the flat steel glazing supports

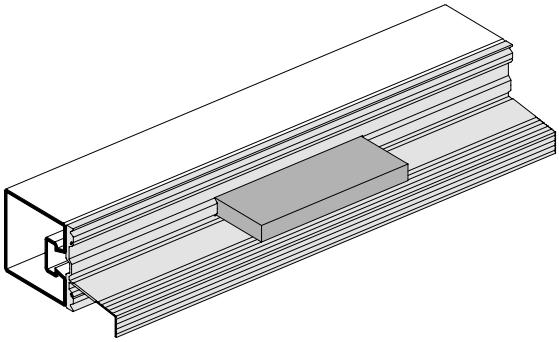

Innendichtung über Flachstahl-Glasauflagen stecken

Emboîter le joint intérieur sur le supports de verre en acier plat

Place the inside sealing over the flat steel glazing supports

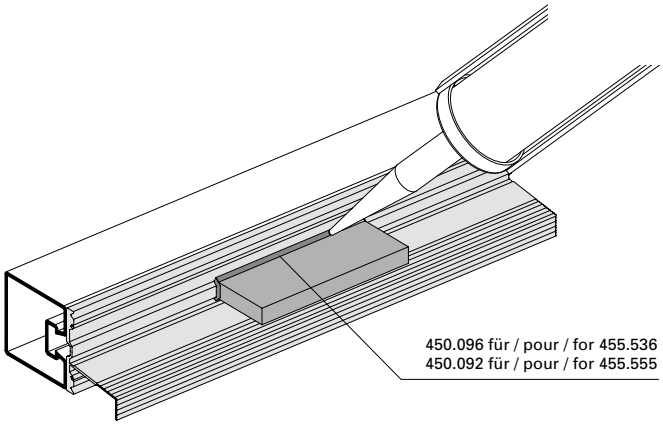

Ausklinkung im Bereich Glasauflagen umlaufend mit Dichtmasse abdichten

Colmater entièrement les bords de la mortaise au niveau du supports de verre à l'aide d'une pâte d'étanchéité

Seal the recess area around the glazing supports all-round with sealing compund

Stossausbildungen Innendichtung

Jonctions joint intérieur

Inner gasket junctions

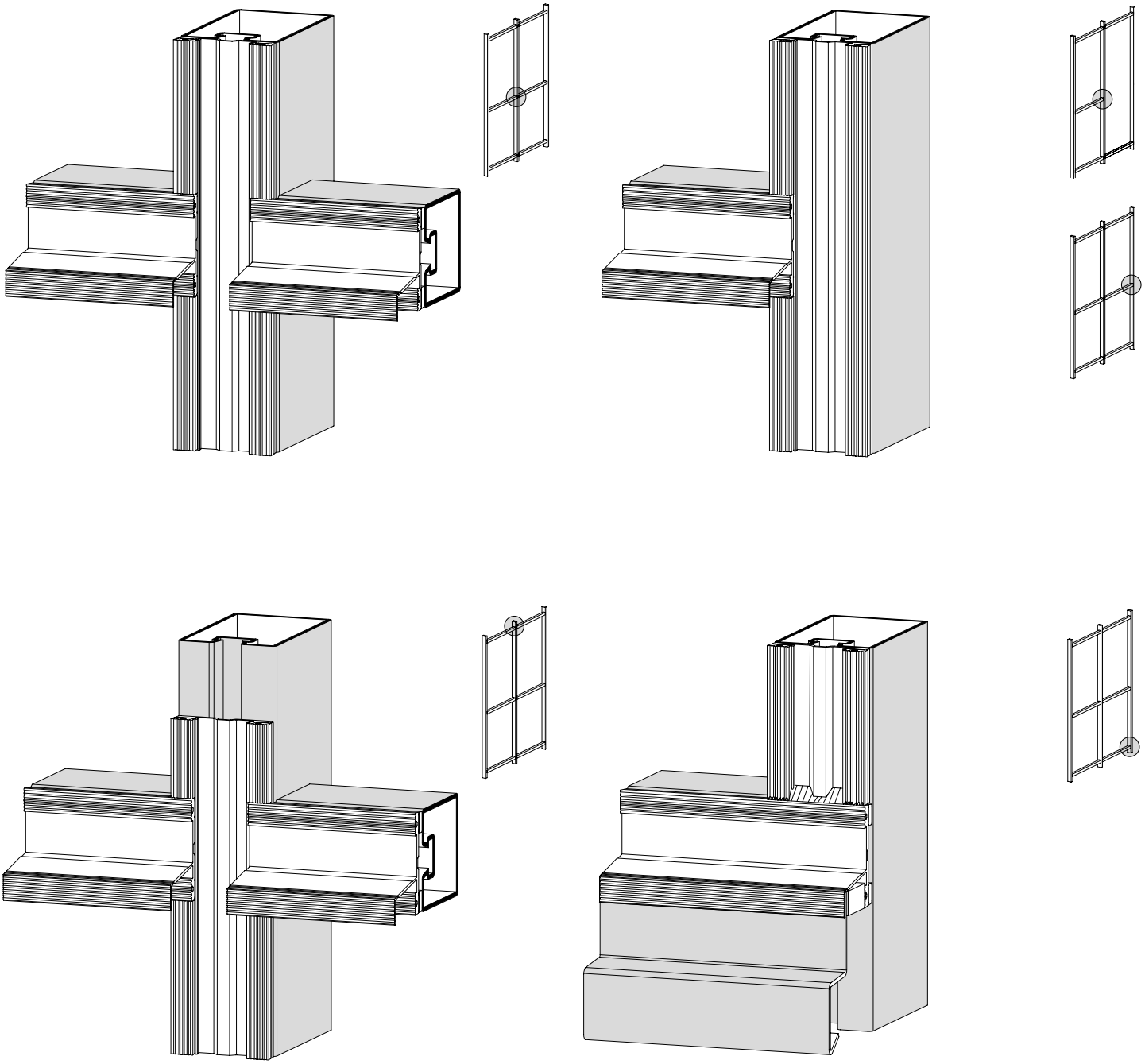

Stossausbildungen Innendichtung **Jonctions joint intérieur** **Inner gasket junctions**

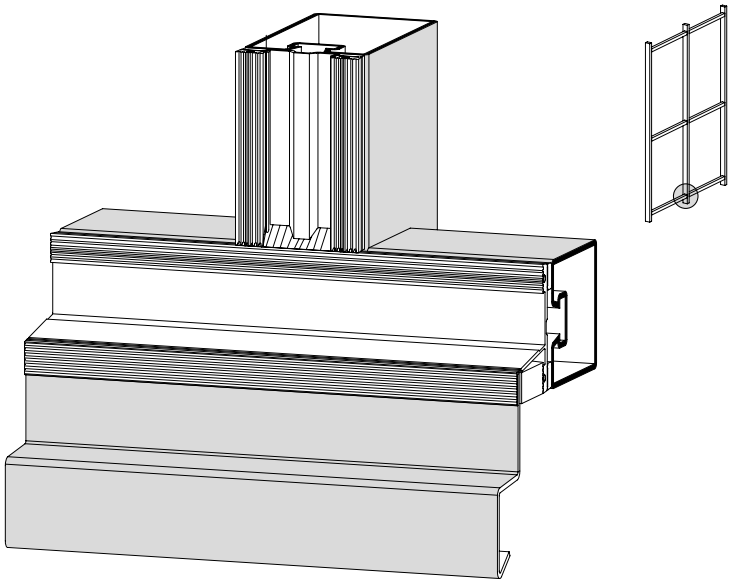

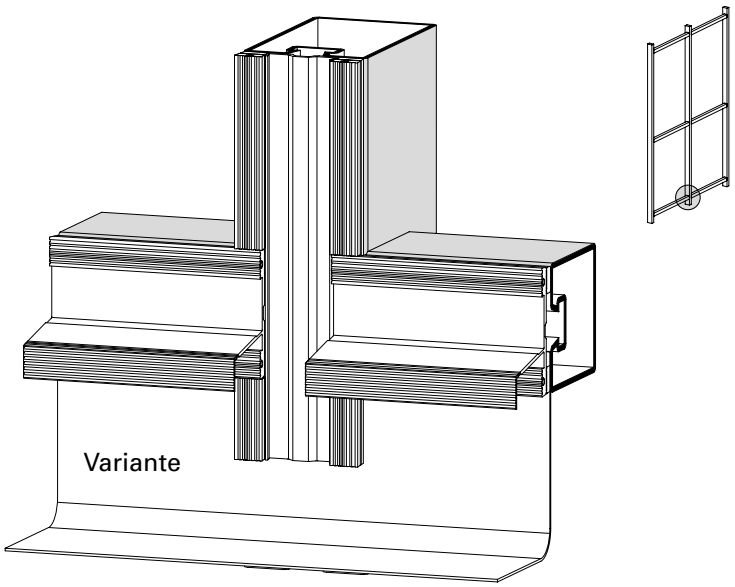

Hinweise
Remarque
Notice

Jansen Stahlsysteme
Systèmes en acier Jansen
Jansen Steel Systems

Grafische Planungsdaten wie z.B. Anwendungsbeispiele, Konstruktionsdetails, Anschlüsse am Bau, die in unseren physischen oder elektronischen Dokumentationsunterlagen enthalten sind, sind schematische Darstellungen. Gleiches gilt für digitale Medien wie CAD Dateien oder BIM Modelle.
Sie sollen den ausführenden Metallbauer und/oder Fachplaner bei der Planung und Ausführung eines Projektes unterstützen. Sie sind im konkreten Anwendungsfall durch den ausführenden Metallbauer und/oder Fachplaner auf die Verwendbarkeit im konkreten betroffenen Projekt hinsichtlich rechtlichen/regulatorischen aber auch technischen objektspezifischen Anforderungen zu überprüfen und ggfs. eigenverantwortlich anzupassen.
Bei der Überprüfung, der spezifischen Planung und der Umsetzung sind die objektspezifischen Rahmenbedingungen (Material der Bausubstanz, Dimension des Einbauelements, Farbe, Exposition, Lasteinwirkung, etc.) sowie der geltende Stand der Technik einschliesslich aller anwendbaren Normen und technischen Richtlinien eigenverantwortlich zu beachten.

Les données de planification graphiques, comme les exemples d'application, détails de construction et raccordements au bâtiment, fournies dans notre documentation physique et numérique sont des représentations schématiques. Il en va de même pour les médias numériques comme les fichiers CAD ou modèles BIM.
Leur but est de faciliter la planification et réalisation d'un projet par les constructeurs métalliques et/ou concepteurs. Concrètement, elles doivent être vérifiées par le constructeur métallique et/ou le concepteur et, le cas échéant, modifiées de son propre chef pour s'assurer qu'elles concordent avec le projet concerné et qu'elles répondent aux exigences techniques spécifiques ainsi qu'aux dispositions légales et réglementaires.
Lors de la vérification, de la planification spécifique et de la mise en œuvre, il y a lieu de tenir compte des conditions spécifiques à l'objet (matériaux du bâtiment, dimension de l'élément d'insert, couleur, exposition, effet de charge, etc.) ainsi que de l'état actuel de la technique, y compris toutes les normes et directives techniques applicables.

Graphical planning data such as application examples, construction details, connections on site that are contained in our physical or electronic documentation components are schematic representations. The same applies to digital media such as CAD files or BIM models.
They are intended to support the metal worker and/or design engineer in planning and executing projects. In the specific case of application they are to be checked by the metal worker and/or design engineer in terms of their usability in the specific project concerned with regard to legal/regulatory and technical property-specific requirements and adjusted if necessary at the latter's own responsibility.
The property-specific underlying conditions (construction material, dimensions of installation element, colour, exposure, load effect etc.) and current state of the art including all applicable norms and technical guidelines are to be taken into consideration at the metal worker and/or design engineer's own responsibility during the review, specific planning and implementation.

Falls das vorliegende Dokument Differenzen zur aktuellen deutschen Version (Artikel Nr. K1177901 aufweist, gilt in jedem Fall der deutsche Originaltext in der jeweils geltenden Fassung im Jansen Docu Center.

En cas de divergence entre le présent document et la version allemande (no d'article K1177901), c'est dans tous les cas le texte original allemand qui prévaut dans sa version actuelle disponible dans le Jansen Docu Center.

If there are any differences between this document and the current German version (item number K1177901), the latest version of the original German text in the Jansen Docu Center shall prevail.

Alle Ausführungen dieser Dokumentation haben wir sorgfältig und nach bestem Wissen zusammengestellt. Wir können aber keine Verantwortung für die Benutzung der vermittelten Vorschläge und Daten übernehmen.
Wir behalten uns technische Änderungen ohne Vorankündigung vor.

Nous avons apporté le plus grand soin à l'élaboration de cette documentation. Cependant, nous déclinons toute responsabilité pour l'utilisation faite de nos propositions et de nos données.
Nous nous réservons le droit de procéder à des modifications techniques sans préavis.

All the information contained in this documentation is given to the best of our knowledge and ability. However, we decline all responsibility for the use made of these suggestions and data.
We reserve the right to effect technical modifications without prior warning.

Lieferprogramm
VISS Fire TVS (vertikal)

Code A = Änderungen
Code E = Ergänzungen
Code R = Redaktionelle Korrektur
Code T = Technische Korrektur

Version 10/2018
Artikelnummer 593.025

Programme de livraison
VISS Fire TVS (vertical)

Code A = Modifications
Code E = Compléments
Code R = Correction rédactionnelle
Code T = Correction technique

Version 10/2018
Numéro d'article 593.025

Sales range
VISS Fire TVS (vertical)

Code A = Modifications
Code E = Supplements
Code R = Editorial correction
Code T = Technical correction

Version 10/2018
Item number 593.025

Seite Page Page	Code Code Code	Datum Date Date	Erläuterung Explication Explanation
19	A	10/2023	Artikel 499.256 + 499.253 + 499.205 entfernt Article 499.256 + 499.253 + 499.205 retiré Article 499.256 + 499.253 + 499.205 remove
11	A	06/2023	Anpassung VE-Inhalt Art. 450.096 Adaptation du contenu UV Art. 450.096 Adaptation of PU content Art. 450.096
13	A	06/2023	Anpassung VE-Inhalt Art. 450.092 Adaptation du contenu UV Art. 450.092 Adaptation of PU content Art. 450.092
4, 5	A	06/2022	Zulassungen GB angepasst Homologations GB adaptée Authorisations GB changed

K1177901 I Steel Systems I 10.2018 I Änderungen vorbehalten

Jansen AG

Steel Systems
Industriestrasse 34
9463 Oberriet
Schweiz
jansen.com

JANSEN